

**2011-Fall Semester Evaluations  
11/FA 2011**

**Agnes Scott College  
Agnes Scott**

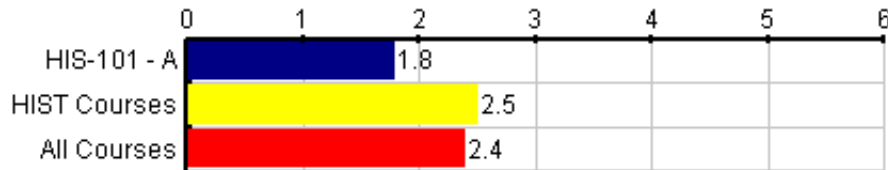
**Course:** HIS-101 A - Eur, Middle Ages to French Rev

**Department:** HIST

**Responsible Faculty:** Yael Manes

**Responses / Expected:** 18 / 30

**Overall Mean:**  
**5.7** Strong Disagreement to Strong Agree (158 responses)  
**4.1** unsatisfactory to excellent (36 responses)  
**1.8** Class year (18 responses)  
**1.2** Reason for taking course (18 responses)



**Student Demographics**

**HIS-101 - A**

**--- Comparisons ---**

**Student Year/Course Selection**

**Responses**

**Course**

**HIST**

**All**

[FY] [S] [J] [S] [M] [P] Med. Mode S.D. N Mean Mean Pct Mean Pct

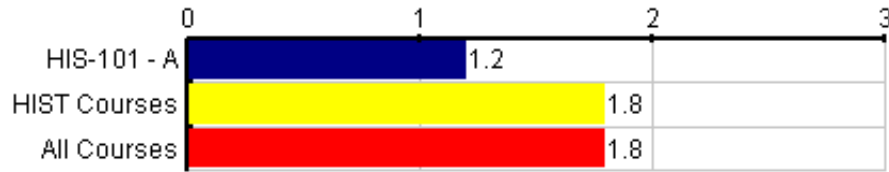
**Q1** What is your class year? 9 5 2 2 0 0 1.5 1 1.01 **18** **1.8** **2.5** 8 **2.4** 27

Number of Courses / Survey Responses used for Comparisons: 13 / 113 234 / 2,135

**Responses:** [FY] first year=1 [S] sophomore=2 [J] junior=3 [S] senior=4 [M] MAT=5 [P] PBPM=6  
**Pct** = Percentile Rank (Higher is better)

**Q2 - If your class year is other, please specify.**

**Response Rate: No participants responded to this question. (0 of 18)**



Student Demographics Student Year/Course Selection	HIS-101 - A								--- Comparisons ---			
	Responses			Course					HIST		All	
	[AD]	[AM]	[AE]	Med.	Mode	S.D.	N	Mean	Mean	Pct	Mean	Pct
<b>Q3</b> I took this course as:	15	2	1	1	1	.53	<b>18</b>	<b>1.2</b>	<b>1.8</b>	8	<b>1.8</b>	14
Number of Courses / Survey Responses used for Comparisons:									13 / 112	233 / 2,058		

**Responses:**

[AD] a distributional requirement=1

[AM] a major/minor requirement=2

[AE] an elective=3

**Pct** = Percentile Rank (Higher is better)

**Q4 - If the reason you took the course is other, please explain.**

**Response Rate: No participants responded to this question. (0 of 18)**



Course Questions General Questions	HIS-101 - A										--- Comparisons ---					
	Responses							Course			HIST		All			
Q5	[SD]	[B]	[C]	[D]	[E]	[F]	[SA]	Med.	Mode	S.D.	N	Mean	Mean	Pct	Mean	Pct
There were aspects of the course that were especially effective in helping you learn.	0	0	0	4	3	5	6	6	7	1.15	18	5.7	6.3	16	5.9	30

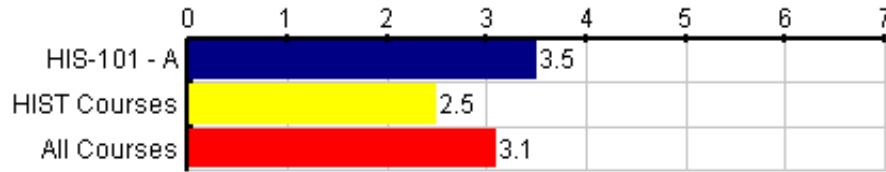
Number of Courses / Survey Responses used for Comparisons: 13 / 114 234 / 2,162

Responses: [SD] Strongly Disagree=1 [B] 0=2 [C] 0=3 [D] 0=4 [E] 0=5 [F] 0=6 [SA] Strongly Agree=7  
Pct = Percentile Rank (Higher is better)

**Q6 - Please explain or comment on the question above .**

**Response Rate: 50.00% (9 of 18)**

- The lectures aided by the power points were very helpful at keeping me on track and gave a great visual aid during class.
- The powerpoints were very helpful.
- Working in a group and looking through historical references.
- Having the majority of the course be based off of original sources was extremely useful.
- It helped me get used to a lecture-based style of learning and I learned how to take notes effectively and efficiently.
- Professor Mane had us do a group presentation that really helped with public speaking skills.
- I really liked how we used the readings during class. It really helped having the primary sources to learn from.
- The power point aids really helped alot.
- Lecture was very interesting



Course Questions General Questions	HIS-101 - A										--- Comparisons ---					
	Responses							Course			HIST		All			
	[SD]	[B]	[C]	[D]	[E]	[F]	[SA]	Med.	Mode	S.D.	N	Mean	Mean	Pct	Mean	Pct

Q7	5	0	1	7	2	1	1	4	4	1.82	17	3.5	2.5	93	3.1	65
----	---	---	---	---	---	---	---	---	---	------	----	-----	-----	----	-----	----

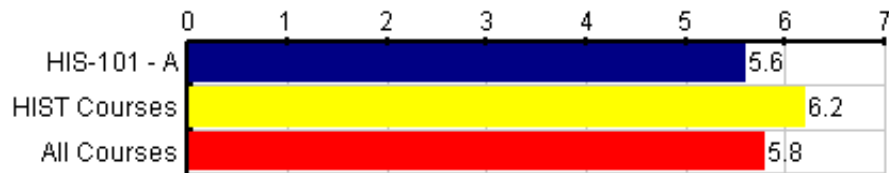
Number of Courses / Survey Responses used for Comparisons: 13 / 109 234 / 2,110

Responses: [SD] Strongly Disagree=1 [B] 0=2 [C] 0=3 [D] 0=4 [E] 0=5 [F] 0=6 [SA] Strongly Agree=7  
**Pct = Percentile Rank (Higher is better)**

**Q8 - Please explain or comment on the question above.**

**Response Rate: 33.33% (6 of 18)**

- I feel that I learned effectively
  - When the powerpoints started to hold less an less information, it would have been better to have the powerpoints before the lesson so any additional information could be added to the slides.
  - I wish there had been more of a goal to the presentations that we did - with maybe a more specific goal each time.
  - We had to give the same presentation three different times, and it was expected to be different every time. That was very frustrating.
  - I didn't really have much of a problem learning in the class.
- Presentation was unnecessary? Since we covered same subject 3 times, it was redondant, boring, and first years are never good at group project or team work. I would have liked it better if I could do the projects with less people (less than 3) just once, or just do a paper on material history.



Course Questions General Questions	HIS-101 - A											--- Comparisons ---				
	Responses							Course				HIST		All		
	[SD]	[B]	[C]	[D]	[E]	[F]	[SA]	Med.	Mode	S.D.	N	Mean	Mean	Pct	Mean	Pct
Q9 This course was intellectually challenging.	0	0	1	3	3	6	5	6	6	1.21	18	5.6	6.2	16	5.8	35
Number of Courses / Survey Responses used for Comparisons: 13 / 115 234 / 2,134																
<b>Responses:</b> [SD] Strongly Disagree=1 [B] 0=2 [C] 0=3 [D] 0=4 [E] 0=5 [F] 0=6 [SA] Strongly Agree=7 <b>Pct = Percentile Rank (Higher is better)</b>																

**Q10 - Please explain or comment on the question above.**

**Response Rate: 33.33% (6 of 18)**

- It had the potential to be. The first test was fairly easy but still required a lot of studying. The second test was so easy that I was actually disappointed that it wasn't more challenging. I realize this was a 100-level class and that most of the students are first-years and may not have gotten the hang of college studying habits but that test was way too easy.
- There was a lot of information to cover and remember and it was a nice challenge
- I knew literally nothing about European history before this course. I consider myself very informed now.
- There was a lot of information to cover packed into a small amount of time, so we had to pay attention and be present at each lecture, or we would fall behind.
- Having to analyze the readings provided a wonderful challenge.
- It wasn't hard, but it challenged my way of thinking, and I appreciated it.



Course Questions General Questions	HIS-101 - A										--- Comparisons ---					
	Responses							Course			HIST		All			
	[SD]	[B]	[C]	[D]	[E]	[F]	[SA]	Med.	Mode	S.D.	N	Mean	Mean	Pct	Mean	Pct

Q11	I made positive contributions to this course (for example, preparing for class, attending class regularly, participating in class discussions, and listening to others).	0	0	2	3	2	6	5	6	6	1.34	18	5.5	6.1	8	6.1	6
-----	--	---	---	---	---	---	---	---	---	---	------	----	-----	-----	---	-----	---

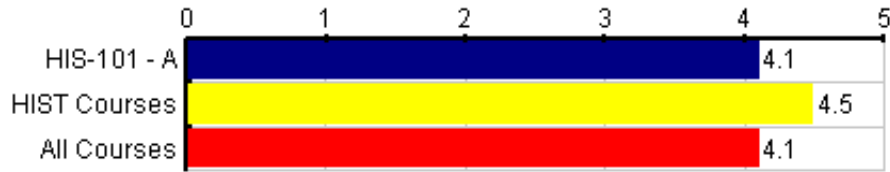
Number of Courses / Survey Responses used for Comparisons: 13 / 115 234 / 2,155

Responses: [SD] Strongly Disagree=1 [B] 0=2 [C] 0=3 [D] 0=4 [E] 0=5 [F] 0=6 [SA] Strongly Agree=7  
 Pct = Percentile Rank (Higher is better)

**Q12 - Please explain or comment on the question above.**

**Response Rate: 16.67% (3 of 18)**

- I did maybe 20-30% of the readings.
- I feel like I did make a positive contribution most of the time. More so during the second half of the semester.
- I always tried to make some contribution to the discussion.

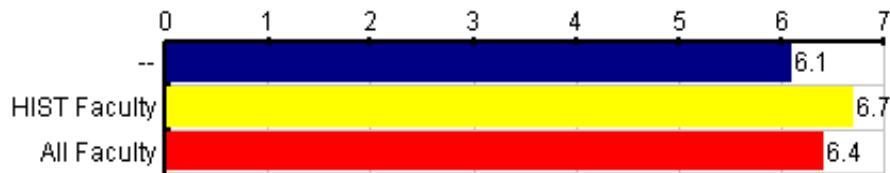


Course Questions General Questions	HIS-101 - A										--- Comparisons ---			
	Responses					Course					HIST		All	
	[U]	[P]	[G]	[VG]	[E]	Med.	Mode	S.D.	N	Mean	Mean	Pct	Mean	Pct
<b>Q13</b> Overall rating of the course.	0	0	6	4	8	4	5	.87	<b>18</b>	<b>4.1</b>	<b>4.5</b>	24	<b>4.1</b>	42
Number of Courses / Survey Responses used for Comparisons:											13 / 115	234 / 2,167		
<b>Responses:</b> [U] unsatisfactory=1 [P] poor=2 [G] good=3 [VG] very good=4 [E] excellent=5														
<b>Pct</b> = Percentile Rank (Higher is better)														

**Q14 - Please explain or comment on the question above.**

**Response Rate: 27.78%** (5 of 18)

- It was an interesting class and I did learn a lot but it could have been more challenging.
  - I thoroughly enjoyed the course.
  - At the beginning of the semester, the course was titled differently, and we got really behind and we didn't reach our goal of the French Revolution, and instead we learned up to the Enlightenment.
  - I really enjoyed the class and the topics we covered. The class was very interesting and a pleasure to be in.
- This course was really good. It was also truly History 101 as I did not just learn about foundational history but I learnt about the methodology of history, questions to be asked, how to start thinking like a historian, etc.
- Though the final exam was challenging, the questions asked and the structure really helped in understanding how a study of history works.



**Instructor Questions**  
**General Instructor Questions**

--

--- Comparisons ---

Instructor Questions	Responses							Individual					HIST		All	
	[SD]	[B]	[C]	[D]	[E]	[F]	[SA]	Med.	Mode	S.D.	N	Mean	Mean	Pct	Mean	Pct
Q15 The instructor defined the plan for the course, including what was required of students (for example, stated the plan for the course in the syllabus, in the class).	0	0	0	2	3	5	8	6	7	1.03	18	6.1	6.7	8	6.4	25

Number of Individuals / Survey Responses used for Comparisons: 13 / 114 235 / 2,173

**Responses:** [SD] Strongly Disagree=1 [B] 0=2 [C] 0=3 [D] 0=4 [E] 0=5 [F] 0=6 [SA] Strongly Agree=7  
**Pct** = Percentile Rank (Higher is better)

**Q16 - Please explain or comment on the question above.**

**Faculty: Manes, Yael**

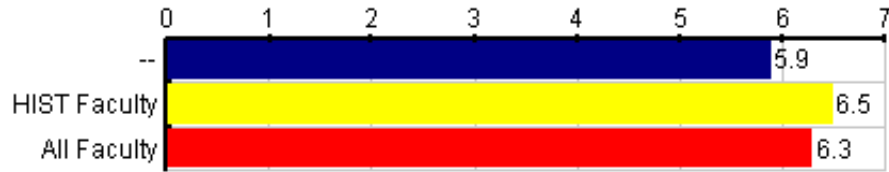
**Response Rate: 33.33% (6 of 18)**

- The syllabus had to be changed a few times but sometimes that cannot be helped. Overall she did a fine job of outlining for us her requirements and course plan.
- The syllabus was changed halfway through the term.
- Even when she kept changing the syllabus, she immediately reposted it online so we wouldn't be confused. She didn't leave us hanging.
- We had originally been learning to the French Revolution, and we got behind the syllabus halfway through the semester, and we learned up to the Enlightenment.
- The syllabus clearly stated everything that was required of us.

I wish she told us about how long and tedious the finals were going to be.

- Also, many people in the class complained that the name of the course should have been "women and christianity during middle ages". I personally really enjoyed the concentrated observation on these subjects, but I agree that the course description should mention about the course more correctly.





**Instructor Questions**

**General Instructor Questions**

--

--- *Comparisons* ---

Responses	Individual					HIST		All							
	[SD]	[B]	[C]	[D]	[E]	[F]	[SA]	Med.	Mode	S.D.	N	Mean	Mean	Pct	Mean

The instructor was available to students outside of class (for example, held office hours, responded to emails and other student efforts to contact the instructor).

<b>Q17</b>	0	1	0	2	2	2	8	7	7	1.50	<b>15</b>	<b>5.9</b>	<b>6.5</b>	8	<b>6.3</b>	21
------------	---	---	---	---	---	---	---	---	---	------	-----------	------------	------------	---	------------	----

Number of Individuals / Survey Responses used for Comparisons: 13 / 110 235 / 2,101

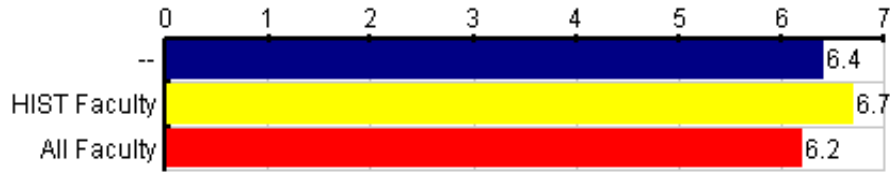
**Responses:** [SD] Strongly Disagree=1 [B] 0=2 [C] 0=3 [D] 0=4 [E] 0=5 [F] 0=6 [SA] Strongly Agree=7  
**Pct** = Percentile Rank (Higher is better)

**Q18 - Please explain or comment on the question above.**

**Faculty: Manes, Yael**

**Response Rate: 22.22%** (4 of 18)

- Didnt respond to emails quick enough sometimes.
- Every time I had a question or needed clarification on a matter outside of class she was always very helpful and promptly responded to any and all questions.
- I had to talk with her about a less than stellar grade and she was totally there to talk about it.
- Professor Manes was very prompt with answering emails.



**Instructor Questions**  
**General Instructor Questions**

--

--- Comparisons ---

	Responses							Individual					HIST		All	
	[SD]	[B]	[C]	[D]	[E]	[F]	[SA]	Med.	Mode	S.D.	N	Mean	Mean	Pct	Mean	Pct
Q19 The instructor clarified material that required further explanation (for example, listened to questions, responded to students).	0	0	0	1	3	2	12	7	7	.95	18	6.4	6.7	24	6.2	44

Number of Individuals / Survey Responses used for Comparisons: 13 / 115 235 / 2,160

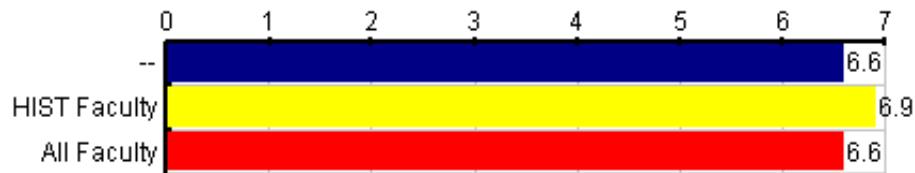
**Responses:** [SD] Strongly Disagree=1 [B] 0=2 [C] 0=3 [D] 0=4 [E] 0=5 [F] 0=6 [SA] Strongly Agree=7  
**Pct** = Percentile Rank (Higher is better)

**Q20 - Please explain or comment on the question above.**

**Faculty: Manes, Yael**

**Response Rate: 22.22% (4 of 18)**

- Every time a student asked a question during class she always did her best to answer it fully and help them understand the answer
- Whenever anyone had a question she was completely ready to help.
- She always took at least five minutes to go over what would be expected on exams.
- The instructor always clarified things that needed further explanation.



**Instructor Questions**  
**General Instructor Questions**

--

--- **Comparisons** ---

	Responses							Individual					HIST		All	
	[SD]	[B]	[C]	[D]	[E]	[F]	[SA]	Med.	Mode	S.D.	N	Mean	Mean	Pct	Mean	Pct
<b>Q21</b> The instructor treated students with respect.	0	0	0	1	1	3	13	7	7	.83	<b>18</b>	<b>6.6</b>	<b>6.9</b>	8	<b>6.6</b>	29

Number of Individuals / Survey Responses used for Comparisons: 13 / 114 235 / 2,163

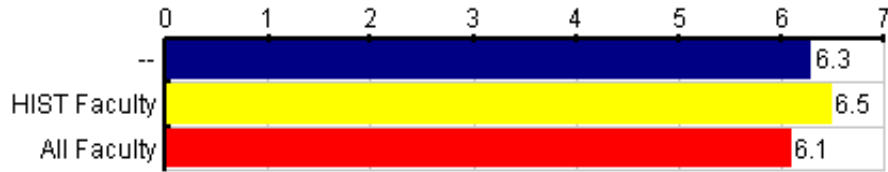
**Responses:** [SD] Strongly Disagree=1 [B] 0=2 [C] 0=3 [D] 0=4 [E] 0=5 [F] 0=6 [SA] Strongly Agree=7  
**Pct** = Percentile Rank (Higher is better)

**Q22 - Please explain or comment on the question above.**

**Faculty: Manes, Yael**

**Response Rate: 11.11% (2 of 18)**

- She was never at any point anything but respectful to all of her students
- Professor Manes treated us as adults and encouraged us to have discussions together and participate in class.



**Instructor Questions**  
**General Instructor Questions**

--

--- **Comparisons** ---

Q23	The instructor clearly defined how assignments would be evaluated.	Responses						Individual					HIST		All		
		[SD]	[B]	[C]	[D]	[E]	[F]	[SA]	Med.	Mode	S.D.	N	Mean	Mean	Pct	Mean	Pct
		0	0	0	1	3	3	11	7	7	.94	18	6.3	6.5	31	6.1	52

Number of Individuals / Survey Responses used for Comparisons: 13 / 114 235 / 2,136

**Responses:** [SD] Strongly Disagree=1 [B] 0=2 [C] 0=3 [D] 0=4 [E] 0=5 [F] 0=6 [SA] Strongly Agree=7  
**Pct** = Percentile Rank (Higher is better)

**Q24 - Please explain or comment on the question above.**

**Faculty: Manes, Yael**

**Response Rate: 27.78% (5 of 18)**

- We were always confused about things sometimes or what would be on the tests.
- We were all kind of guessing on what was required for the presentations.
- All projects and assignments had clear guidelines and goals
- She always gave us detailed feedback.
- I really appreciated this. Every assignment that we had was always described very well.



### Instructor Questions

#### General Instructor Questions

#### Responses

#### Individual

#### --- Comparisons ---

Q25	Overall rating of the teaching of the course.	[U]	[P]	[G]	[VG]	[E]	Med.	Mode	S.D.	N	Mean	HIST Mean	Pct	All Mean	Pct
		0	0	5	5	8	4	5	.83	<b>18</b>	<b>4.2</b>	<b>4.6</b>	16	<b>4.3</b>	35

Number of Individuals / Survey Responses used for Comparisons: 13 / 115 235 / 2,183

**Responses:** [U] unsatisfactory=1 [P] poor=2 [G] good=3 [VG] very good=4 [E] excellent=5  
**Pct** = Percentile Rank (Higher is better)

### Q26 - Please explain or comment on the question above.

**Faculty: Manes, Yael**

**Response Rate: 38.89% (7 of 18)**

Never have a test after halloween weekend, please.

- Her tests were not clearly defined and no one knew what to study for them, because on the test things that we didnt really explain were on there. Study guides would be very helpful, even if they are just outlines.

I very much enjoyed the class even though I am a Chemistry major. Loved the art history incorporated into the curriculum. It helped to thing about the course in a different way. It really relected the liberal arts education at Agnes Scott.

- She a great job teaching us all this semester.
- This was an extremely interesting class and I was really glad I had her as a professor!
- It was not what I expected, but I enjoyed the course nonetheless.
- I really love this professor and she was really patient and really taught us alot.
- Prof. Manes was my favorite professor this semester! As a result of taking her class, I'm actually reconsidering of changing my major to history.

**2011-Fall Semester Evaluations  
11/FA 2011**

**Agnes Scott College  
Agnes Scott**

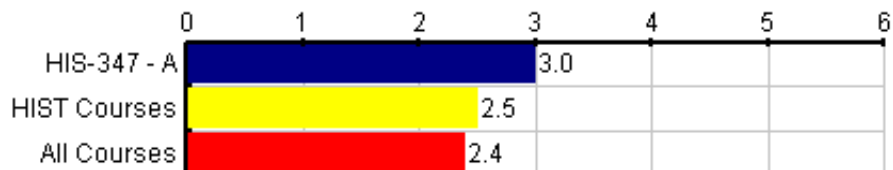
**Course:** HIS-347 A - Renaissance Italy: Ideas, Cult

**Department:** HIST

**Responsible Faculty:** Yael Manes

**Responses / Expected:** 3 / 4

**Overall Mean:**  
**6.2** Strong Disagreement to Strong Agree (27 responses)  
**4.8** unsatisfactory to excellent (6 responses)  
**3.0** Class year (3 responses)  
**2.0** Reason for taking course (3 responses)



**Student Demographics**

**HIS-347 - A**

**--- Comparisons ---**

**Student Year/Course Selection**

**Responses**

**Course**

**HIST**

**All**

[FY] [S] [J] [S] [M] [P] Med. Mode S.D. N Mean Mean Pct Mean Pct

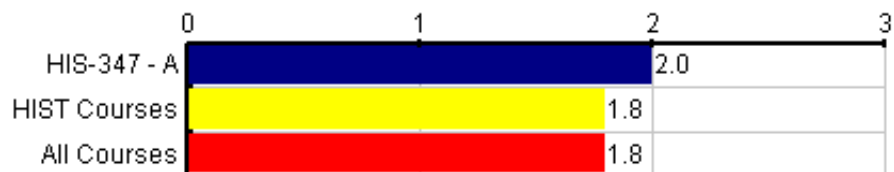
**Q1** What is your class year? 0 0 3 0 0 0 3 3 0 **3 3** **2.5** 85 **2.4** 66

Number of Courses / Survey Responses used for Comparisons: 13 / 113 234 / 2,135

**Responses:** [FY] first year=1 [S] sophomore=2 [J] junior=3 [S] senior=4 [M] MAT=5 [P] PBPM=6  
**Pct** = Percentile Rank (Higher is better)

**Q2 - If your class year is other, please specify.**

**Response Rate: No participants responded to this question. (0 of 3)**



Student Demographics Student Year/Course Selection	HIS-347 - A								--- Comparisons ---			
	Responses			Course					HIST		All	
	[AD]	[AM]	[AE]	Med.	Mode	S.D.	N	Mean	Mean	Pct	Mean	Pct
<b>Q3</b> I took this course as:	0	3	0	2	2	0	<b>3</b>	<b>2</b>	<b>1.8</b>	47	<b>1.8</b>	47
Number of Courses / Survey Responses used for Comparisons:									13 / 112	233 / 2,058		

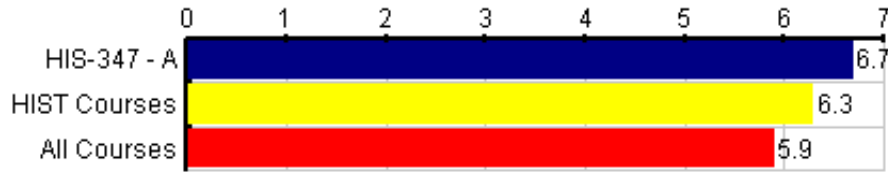
**Responses:**

- [AD] a distributional requirement=1
- [AM] a major/minor requirement=2
- [AE] an elective=3

**Pct** = Percentile Rank (Higher is better)

**Q4 - If the reason you took the course is other, please explain.**

**Response Rate: No participants responded to this question. (0 of 3)**



Course Questions General Questions	HIS-347 - A										--- Comparisons ---					
	Responses							Course			HIST		All			
	[SD]	[B]	[C]	[D]	[E]	[F]	[SA]	Med.	Mode	S.D.	N	Mean	Mean	Pct	Mean	Pct
Q5 There were aspects of the course that were especially effective in helping you learn.	0	0	0	0	0	1	2	7	7	.47	3	6.7	6.3	85	5.9	83

Number of Courses / Survey Responses used for Comparisons: 13 / 114 234 / 2,162

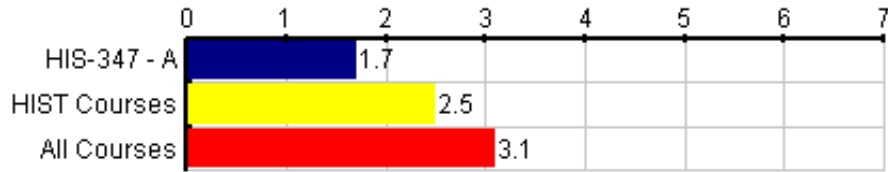
**Responses:** [SD] Strongly Disagree=1 [B] 0=2 [C] 0=3 [D] 0=4 [E] 0=5 [F] 0=6 [SA] Strongly Agree=7  
**Pct** = Percentile Rank (Higher is better)

**Q6 - Please explain or comment on the question above .**

**Response Rate: 66.67%** (2 of 3)

- The course was extremely inforative. Plus there were only 4 people in the class and it led to many inclass discussions if we needed clarification on the readings.
- I loved this course because it was a discussion based class. Everyone got to answer questions and explain their views on the reading.





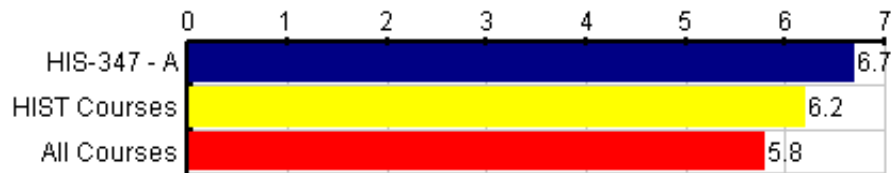
Course Questions General Questions	HIS-347 - A											--- Comparisons ---				
	Responses							Course				HIST		All		
	[SD]	[B]	[C]	[D]	[E]	[F]	[SA]	Med.	Mode	S.D.	N	Mean	Mean	Pct	Mean	Pct
Q7 There were aspects of the course that were not effective in helping you learn.	1	2	0	0	0	0	0	2	2	.47	3	1.7	2.5	16	3.1	9

Number of Courses / Survey Responses used for Comparisons: 13 / 109 234 / 2,110

**Responses:** [SD] Strongly Disagree=1 [B] 0=2 [C] 0=3 [D] 0=4 [E] 0=5 [F] 0=6 [SA] Strongly Agree=7  
**Pct** = Percentile Rank (Higher is better)

**Q8 - Please explain or comment on the question above.**

**Response Rate: No participants responded to this question. (0 of 3)**

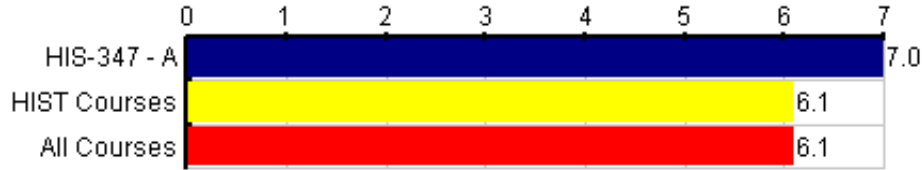


Course Questions General Questions	HIS-347 - A											--- Comparisons ---				
	Responses							Course				HIST		All		
	[SD]	[B]	[C]	[D]	[E]	[F]	[SA]	Med.	Mode	S.D.	N	Mean	Mean	Pct	Mean	Pct
Q9 This course was intellectually challenging.	0	0	0	0	0	1	2	7	7	.47	3	6.7	6.2	70	5.8	90
Number of Courses / Survey Responses used for Comparisons: 13 / 115 234 / 2,134																
Responses: [SD] Strongly Disagree=1 [B] 0=2 [C] 0=3 [D] 0=4 [E] 0=5 [F] 0=6 [SA] Strongly Agree=7 Pct = Percentile Rank (Higher is better)																

**Q10 - Please explain or comment on the question above.**

**Response Rate: 33.33%** (1 of 3)

- Some of the readings were hard for me to grasp, so I liked that we had reading responses. I got to show that I did do the reading even if I didn't understand it.



Course Questions General Questions	HIS-347 - A												--- Comparisons ---			
	Responses							Course					HIST		All	
	[SD]	[B]	[C]	[D]	[E]	[F]	[SA]	Med.	Mode	S.D.	N	Mean	Mean	Pct	Mean	Pct

<b>Q11</b>	I made positive contributions to this course (for example, preparing for class, attending class regularly, participating in class discussions, and listening to others).															
	0	0	0	0	0	0	3	7	7	0	3	7	6.1	100	6.1	96

Number of Courses / Survey Responses used for Comparisons: 13 / 115 234 / 2,155

**Responses:** [SD] Strongly Disagree=1 [B] 0=2 [C] 0=3 [D] 0=4 [E] 0=5 [F] 0=6 [SA] Strongly Agree=7  
**Pct** = Percentile Rank (Higher is better)

**Q12 - Please explain or comment on the question above.**

**Response Rate: 33.33%** (1 of 3)

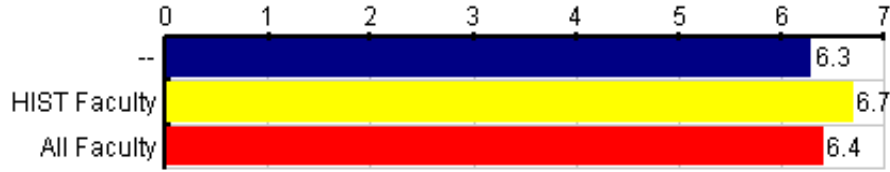
- Each of us had multiple opportunities to speak in class.



Course Questions General Questions	HIS-347 - A										--- Comparisons ---			
	Responses					Course					HIST		All	
	[U]	[P]	[G]	[VG]	[E]	Med.	Mode	S.D.	N	Mean	Mean	Pct	Mean	Pct
<b>Q13</b> Overall rating of the course.	0	0	0	1	2	5	5	.47	<b>3</b>	<b>4.7</b>	<b>4.5</b>	54	<b>4.1</b>	82
Number of Courses / Survey Responses used for Comparisons:											13 / 115	234 / 2,167		
<b>Responses:</b> [U] unsatisfactory=1 [P] poor=2 [G] good=3 [VG] very good=4 [E] excellent=5														
<b>Pct</b> = Percentile Rank (Higher is better)														

**Q14 - Please explain or comment on the question above.**

**Response Rate: No participants responded to this question. (0 of 3)**



**Instructor Questions**

**General Instructor Questions**

--

--- Comparisons ---

General Instructor Questions	Responses							Individual					HIST		All	
	[SD]	[B]	[C]	[D]	[E]	[F]	[SA]	Med.	Mode	S.D.	N	Mean	Mean	Pct	Mean	Pct
<p>The instructor defined the plan for the course, including what was required of students (for example, stated the plan for the course in the syllabus, in the class).</p> <p><b>Q15</b></p>	0	0	0	0	0	2	1	6	6	.47	3	6.3	6.7	24	6.4	33

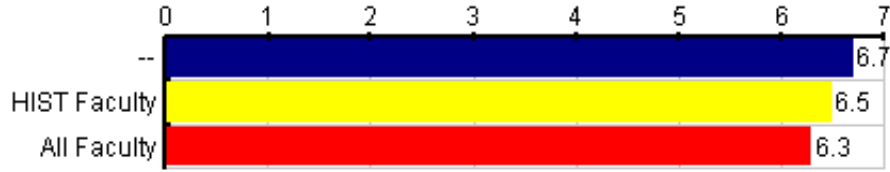
Number of Individuals / Survey Responses used for Comparisons: 13 / 114 235 / 2,173

**Responses:** [SD] Strongly Disagree=1 [B] 0=2 [C] 0=3 [D] 0=4 [E] 0=5 [F] 0=6 [SA] Strongly Agree=7  
**Pct** = Percentile Rank (Higher is better)

**Q16 - Please explain or comment on the question above.**

**Faculty:** Manes, Yael

**Response Rate:** No participants responded to this question. (0 of 3)



**Instructor Questions**

**General Instructor Questions**

--

--- **Comparisons** ---

	Responses							Individual					HIST		All	
	[SD]	[B]	[C]	[D]	[E]	[F]	[SA]	Med.	Mode	S.D.	N	Mean	Mean	Pct	Mean	Pct
<p>The instructor was available to students outside of class (for example, held office hours, responded to emails and other student efforts to contact the instructor).</p> <p><b>Q17</b></p>	0	0	0	0	0	1	2	7	7	.47	3	6.7	6.5	54	6.3	60

Number of Individuals / Survey Responses used for Comparisons: 13 / 110 235 / 2,101

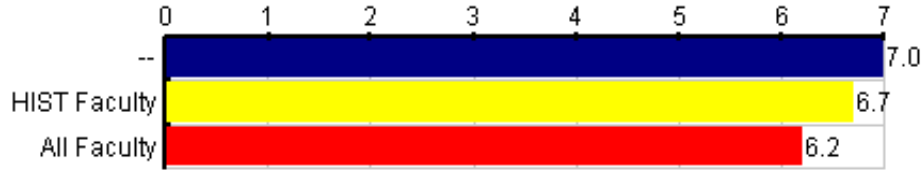
**Responses:** [SD] Strongly Disagree=1 [B] 0=2 [C] 0=3 [D] 0=4 [E] 0=5 [F] 0=6 [SA] Strongly Agree=7  
**Pct** = Percentile Rank (Higher is better)

**Q18 - Please explain or comment on the question above.**

**Faculty: Manes, Yael**

**Response Rate: 33.33%** (1 of 3)

- She always responded quickly to emails.



**Instructor Questions**

**General Instructor Questions**

--

--- *Comparisons* ---

	Responses							Individual					HIST		All	
	[SD]	[B]	[C]	[D]	[E]	[F]	[SA]	Med.	Mode	S.D.	N	Mean	Mean	Pct	Mean	Pct
<p>The instructor clarified material that required further explanation (for example, listened to questions, responded to students).</p> <p><b>Q19</b></p>	0	0	0	0	0	0	3	7	7	0	3	7	6.7	93	6.2	89

Number of Individuals / Survey Responses used for Comparisons: 13 / 115 235 / 2,160

**Responses:** [SD] Strongly Disagree=1 [B] 0=2 [C] 0=3 [D] 0=4 [E] 0=5 [F] 0=6 [SA] Strongly Agree=7  
**Pct** = Percentile Rank (Higher is better)

**Q20 - Please explain or comment on the question above.**

**Faculty:** Manes, Yael

**Response Rate:** No participants responded to this question. (0 of 3)



**Instructor Questions**

**General Instructor Questions**

--

--- **Comparisons** ---

	Responses							Individual				HIST		All		
	[SD]	[B]	[C]	[D]	[E]	[F]	[SA]	Med.	Mode	S.D.	N	Mean	Mean	Pct	Mean	Pct
Q21 The instructor treated students with respect.	0	0	0	0	0	0	3	7	7	0	3	7	6.9	54	6.6	72

Number of Individuals / Survey Responses used for Comparisons: 13 / 114 235 / 2,163

**Responses:** [SD] Strongly Disagree=1 [B] 0=2 [C] 0=3 [D] 0=4 [E] 0=5 [F] 0=6 [SA] Strongly Agree=7  
**Pct** = Percentile Rank (Higher is better)

**Q22 - Please explain or comment on the question above.**

**Faculty: Manes, Yael**

**Response Rate: 33.33% (1 of 3)**

- She listened to each of us and made sure we all had a chance to speak. She was also very understanding when one of us couldn't make it to class.





**Instructor Questions**

**General Instructor Questions**

--

--- **Comparisons** ---

General Instructor Questions	Responses							Individual				HIST		All		
	[SD]	[B]	[C]	[D]	[E]	[F]	[SA]	Med.	Mode	S.D.	N	Mean	Mean	Pct	Mean	Pct
Q23 The instructor clearly defined how assignments would be evaluated.	0	0	0	0	0	1	2	7	7	.47	3	6.7	6.5	54	6.1	75

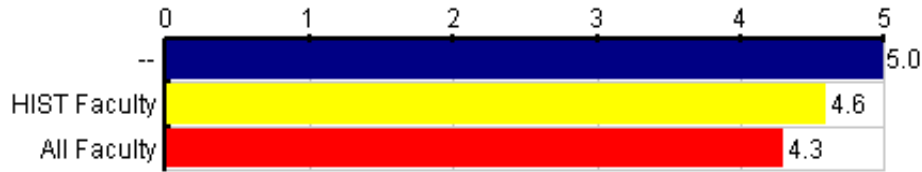
Number of Individuals / Survey Responses used for Comparisons: 13 / 114 235 / 2,136

**Responses:** [SD] Strongly Disagree=1 [B] 0=2 [C] 0=3 [D] 0=4 [E] 0=5 [F] 0=6 [SA] Strongly Agree=7  
**Pct** = Percentile Rank (Higher is better)

**Q24 - Please explain or comment on the question above.**

**Faculty:** Manes, Yael

**Response Rate:** No participants responded to this question. (0 of 3)



**Instructor Questions**      --      --- Comparisons ---

General Instructor Questions	Responses					Individual					HIST		All	
	[U]	[P]	[G]	[VG]	[E]	Med.	Mode	S.D.	N	Mean	Mean	Pct	Mean	Pct
<b>Q25</b> Overall rating of the teaching of the course.	0	0	0	0	3	5	5	0	<b>3</b>	<b>5</b>	<b>4.6</b>	70	<b>4.3</b>	89

Number of Individuals / Survey Responses used for Comparisons: 13 / 115 235 / 2,183

**Responses:** [U] unsatisfactory=1 [P] poor=2 [G] good=3 [VG] very good=4 [E] excellent=5  
**Pct** = Percentile Rank (Higher is better)

**Q26 - Please explain or comment on the question above.**

**Faculty: Manes, Yael**

**Response Rate: 100.00% (3 of 3)**

- Enjoyed her laid-back but informative style. Effectively explained material, had great reading sections. Amount of work a good level.
- I loved this course and can't wait to take many more with Professor Manes. She is an excellent professor and she works very hard at making sure that everyone understands the materials.
- One of the best professors and one of the best classes I've ever had. She made the class so interesting!