


Course: FYS-190 H - Mother/Womanhood Italian Renai

Department: FYS

Responsible Faculty: Yael Manes

Responses / Expected: 13 / 16

Overall Mean: 5.9 Strong Disagreement to Strong Agree (117 responses)
4.4 unsatisfactory to excellent (26 responses)
1.0 Class year (13 responses)
1.0 Reason for taking course (12 responses)



Student Demographics
Student Year/Course Selection

FYS-190 - H

--- Comparisons ---

	Responses						Course				FYS		All		
	[FY]	[S]	[J]	[S]	[M]	[P]	Med.	Mode	S.D.	N	Mean	Mean	Pct	Mean	Pct
Q1 What is your class year?	13	0	0	0	0	0	1	1	0	13	1	1	7	2.4	1

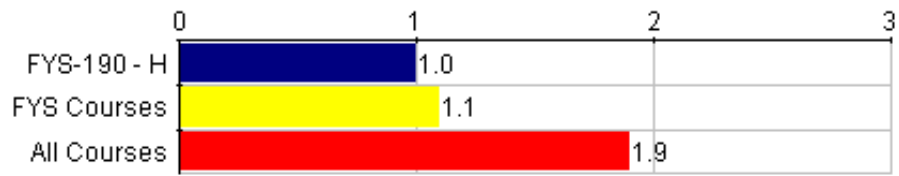
Number of Courses / Survey Responses used for Comparisons: 15 / 148 260 / 2,076

Responses: [FY] first year=1 [S] sophomore=2 [J] junior=3 [S] senior=4 [M] MAT=5 [P] PBPM=6
Pct = Percentile Rank (Higher is better)

Q2 - If your class year is other, please specify.

Response Rate: 7.69% (1 of 13)

- n/a



Graph Legend

- FYS-190 - H
- FYS Courses
- All Courses

Student Demographics Student Year/Course Selection	FYS-190 - H							--- Comparisons ---				
	Responses			Course				FYS		All		
	[AD]	[AM]	[AE]	Med.	Mode	S.D.	N	Mean	Mean	Pct	Mean	Pct
Q3 I took this course as:	12	0	0	1	1	0	12	1	1.1	7	1.9	1
Number of Courses / Survey Responses used for Comparisons:									15 / 142		258 / 2,003	

Responses:

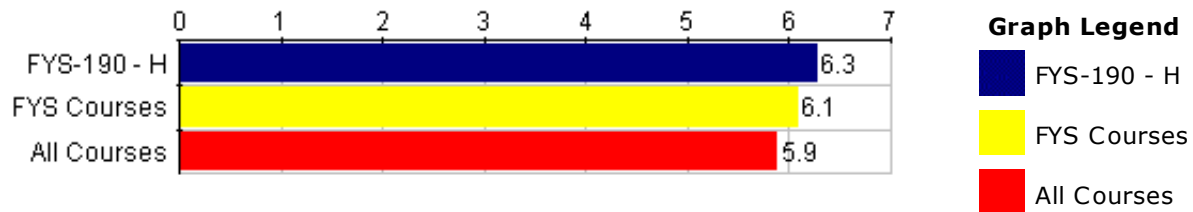
- [AD] a distributional requirement=1
- [AM] a major/minor requirement=2
- [AE] an elective=3

Pct = Percentile Rank (Higher is better)

Q4 - If the reason you took the course is other, please explain.

Response Rate: 15.38% (2 of 13)

- n/a
- first year seminar



Graph Legend

- FYS-190 - H
- FYS Courses
- All Courses

Course Questions General Questions	FYS-190 - H										--- Comparisons ---					
	Responses							Course			FYS		All			
	[SD]	[B]	[C]	[D]	[E]	[F]	[SA]	Med.	Mode	S.D.	N	Mean	Mean	Pct	Mean	Pct
Q5 There were aspects of the course that were especially effective in helping you learn.	0	0	0	0	3	3	7	7	7	.82	13	6.3	6.1	54	5.9	62


Number of Courses / Survey Responses used for Comparisons: 15 / 148 248 / 2,030

Responses: [SD] Strongly Disagree=1 [B] 0=2 [C] 0=3 [D] 0=4 [E] 0=5 [F] 0=6 [SA] Strongly Agree=7
Pct = Percentile Rank (Higher is better)

Q6 - Please explain or comment on the question above .

Response Rate: 53.85% (7 of 13)

- This course helped me think more critically, instead of just general thinking.
- I loved the size of the class and that it was discussion oriented.
- All aspects of this course helped me learn. The professor was constantly engaging with the class and wanting us to open up and share our thoughts and ideas. Through open discussions and the writing assignments I learned how to become a better writer, speaker, and thinker.
- The course allowed me to learn how to better analyze sources, especially primary sources. I also learned how to prove an author's argument. It was helpful in my critical thinking skills.
- I learned how to analyze documents and understand someone's argument, or argue against it.
- It was great to examine how life was for mothers before and after a certain period of time and to see how we have developed over time.
- I feel that the assignments, discussions, and lectures were all effective in making me a better writer and critical thinker.



Course Questions General Questions	FYS-190 - H											--- Comparisons ---				
	Responses							Course				FYS		All		
	[SD]	[B]	[C]	[D]	[E]	[F]	[SA]	Med.	Mode	S.D.	N	Mean	Mean	Pct	Mean	Pct
Q7 There were aspects of the course that were not effective in helping you learn.	7	4	0	2	0	0	0	1	1	1.05	13	1.8	2.9	7	3.3	9

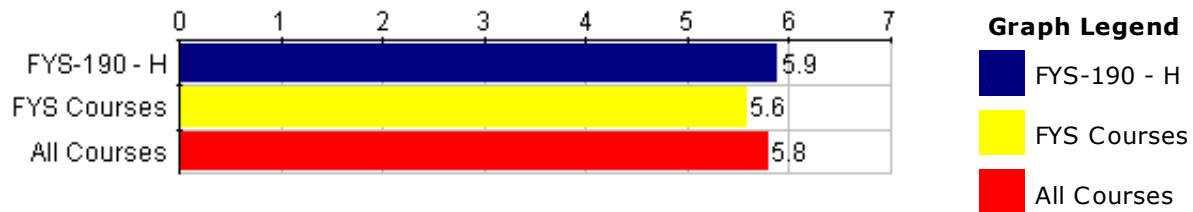
Number of Courses / Survey Responses used for Comparisons: 15 / 144 248 / 1,984

Responses: [SD] Strongly Disagree=1 [B] 0=2 [C] 0=3 [D] 0=4 [E] 0=5 [F] 0=6 [SA] Strongly Agree=7
Pct = Percentile Rank (Higher is better)

Q8 - Please explain or comment on the question above.

Response Rate: 30.77% (4 of 13)

- I just wasn't used to so much reading preparedness for every single class.
- This course was amazing I learned something new every class that I'll take on to utilize in other classes.
- Everything helped me better my skills, although at times I found the material to be hard to get through and uninteresting.
- Not any that I can think of.



Graph Legend

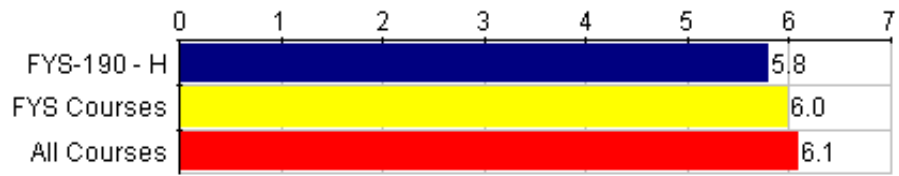
- FYS-190 - H
- FYS Courses
- All Courses

Course Questions General Questions	FYS-190 - H										--- Comparisons ---					
	Responses							Course			FYS		All			
	[SD]	[B]	[C]	[D]	[E]	[F]	[SA]	Med.	Mode	S.D.	N	Mean	Mean	Pct	Mean	Pct
Q9 This course was intellectually challenging.	0	0	0	0	5	4	4	6	5	.83	13	5.9	5.6	74	5.8	46
Number of Courses / Survey Responses used for Comparisons: 15 / 148 248 / 2,028																
Responses: [SD] Strongly Disagree=1 [B] 0=2 [C] 0=3 [D] 0=4 [E] 0=5 [F] 0=6 [SA] Strongly Agree=7 Pct = Percentile Rank (Higher is better)																

Q10 - Please explain or comment on the question above.

Response Rate: 53.85% (7 of 13)

- Some of the readings were a bit hard to understand, but class discussions helped me understand.
- The concepts weren't difficult for me. I'm just not a history person so reading and remembering everything was difficult.
- In this course I was forced to think and discuss topics I had never thought about in my life.
- Some sources were harder to examine and evaluate than others. I particularly liked the Griselda Story.
- It was a challenge to understand the context of documents in the Renaissance and to see where certain ideas came from and how they were linked.
- The essays were a little hard at first but I definitely see a huge change from the beginning of the class to our final.
- This course was intellectually challenging because the sources we read were difficult, and Dr. Manes made us think deeply about the subject matter.



Graph Legend

- FYS-190 - H
- FYS Courses
- All Courses

Course Questions	FYS-190 - H										--- Comparisons ---					
	Responses										Course		FYS		All	
General Questions	[SD]	[B]	[C]	[D]	[E]	[F]	[SA]	Med.	Mode	S.D.	N	Mean	Mean	Pct	Mean	Pct

<p>Q11 I made positive contributions to this course (for example, preparing for class, attending class regularly, participating in class discussions, and listening to others).</p>	0	0	1	1	3	2	6	6	7	1.29	13	5.8	6	27	6.1	30
--	---	---	---	---	---	---	---	---	---	------	----	-----	---	----	-----	----

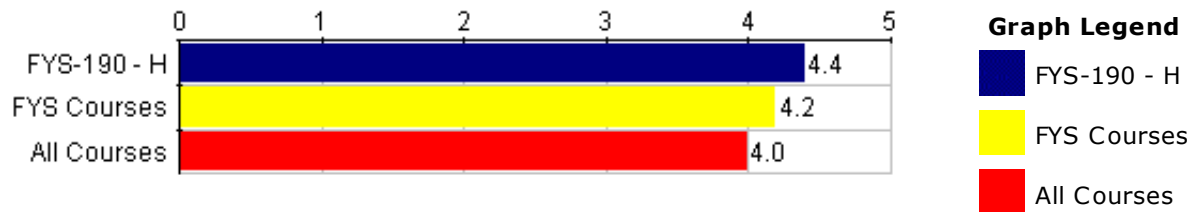
Number of Courses / Survey Responses used for Comparisons: 15 / 148 248 / 2,033

Responses: [SD] Strongly Disagree=1 [B] 0=2 [C] 0=3 [D] 0=4 [E] 0=5 [F] 0=6 [SA] Strongly Agree=7
Pct = Percentile Rank (Higher is better)

Q12 - Please explain or comment on the question above.

Response Rate: 38.46% (5 of 13)

- I've noticed, a lot of the time I have a very specifically different way to say things than most people. The professor was very interested in what I had to say.
- I did all reading before class, I attended class regularly, and was actively engaging with others and taking into account their perspectives.
- I always attended class and prepared for it the night before by reading and completing my assignments. However, I could have participated more in class discussions.
- I'm not an out spoken person. I like to observe and listen so actually participating in class discussions were very hard because you don't want to feel discouraged or wrong. Also we were all first years so it could be intimidating.
- I think that I contributed positively to this class.

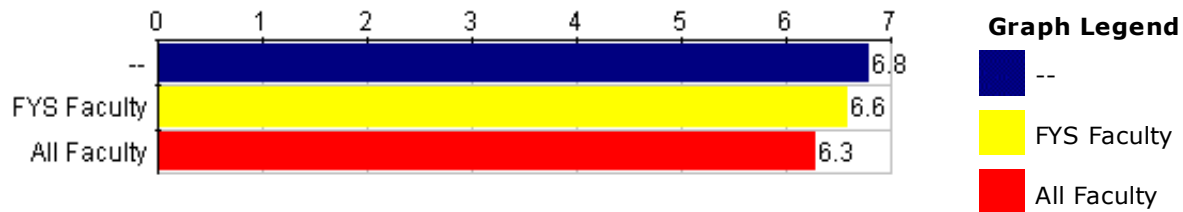


Course Questions	FYS-190 - H										--- Comparisons ---			
	Responses					Course					FYS		All	
General Questions	[U]	[P]	[G]	[VG]	[E]	Med.	Mode	S.D.	N	Mean	Mean	Pct	Mean	Pct
Q13 Overall rating of the course.	0	0	1	6	6	4	4,5	.62	13	4.4	4.2	54	4	65
Number of Courses / Survey Responses used for Comparisons:											15 / 148	248 / 2,040		
Responses: [U] unsatisfactory=1 [P] poor=2 [G] good=3 [VG] very good=4 [E] excellent=5 Pct = Percentile Rank (Higher is better)														

Q14 - Please explain or comment on the question above.

Response Rate: 46.15% (6 of 13)

- I liked the class and the teaching style, however I wasn't really interested in the class topic.
- I'd say excellent, because it would be to someone who loved history.
- I have no complaints. I loved this course. The professor and course tutor were great.
- It was a good course to improve your critical thinking skills and to improve on evaluating sources. But, often I found the course uninteresting.
- This class helped me to analyze historical documents and to critique someone's argument.
- This class was very interesting, I learned a lot, and I feel that I improved my writing capabilities.



Instructor Questions
General Instructor Questions

Q15 The instructor defined the plan for the course, including what was required of students (for example, stated the plan for the course in the syllabus, in the class).

Responses	Individual										--- Comparisons ---				
	[SD]	[B]	[C]	[D]	[E]	[F]	[SA]	Med.	Mode	S.D.	N	Mean	Mean	Pct	Mean

0	0	0	0	0	3	10	7	7	.42	13	6.8	6.6	67	6.3	74
---	---	---	---	---	---	----	---	---	-----	----	-----	-----	----	-----	----

Number of Individuals / Survey Responses used for Comparisons: 15 / 147 248 / 2,031

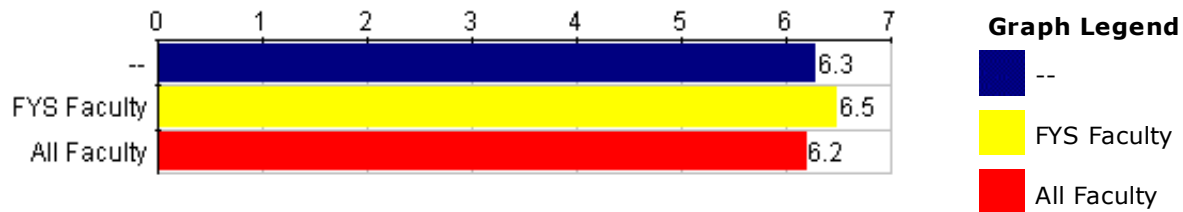
Responses: [SD] Strongly Disagree=1 [B] 0=2 [C] 0=3 [D] 0=4 [E] 0=5 [F] 0=6 [SA] Strongly Agree=7
Pct = Percentile Rank (Higher is better)

Q16 - Please explain or comment on the question above.

Faculty: Manes, Yael

Response Rate: 53.85% (7 of 13)

- She stated at the beginning what she expected and stuck by it.
- n/a
- The syllabus was very detailed and clear cut.
- The course syllabus explained exactly what was due and exactly what readings were needed for class. I think it would be helpful to put dates on the syllabus instead of just week numbers.
- The planned out syllabus was very effective for my planning.
- Dr. Manes definitely followed her syllabus completely and we learned everything that we needed to know, plus more.
- This course was very well planned. We went over a lot of material and stayed on schedule with the syllabus.



Instructor Questions
General Instructor Questions

Q17 The instructor was available to students outside of class (for example, held office hours, responded to emails and other student efforts to contact the instructor).

Responses		Individual				--- Comparisons ---									
[SD]	[B]	[C]	[D]	[E]	[F]	[SA]	Med.	Mode	S.D.	N	Mean	Mean	Pct	Mean	Pct

0	0	0	0	2	5	6	6	7	.72	13	6.3	6.5	20	6.2	42
---	---	---	---	---	---	---	---	---	-----	----	-----	-----	----	-----	----

Number of Individuals / Survey Responses used for Comparisons: 15 / 146 248 / 1,973

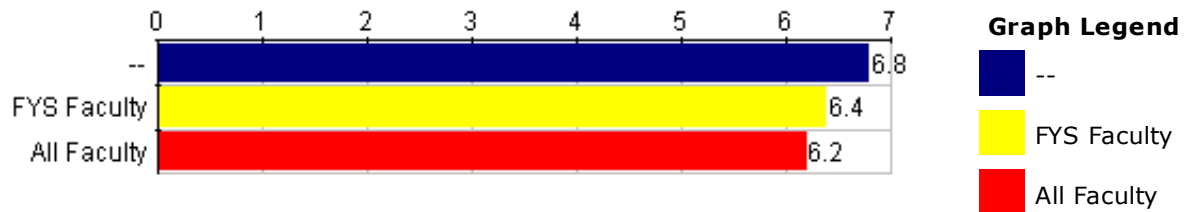
Responses: [SD] Strongly Disagree=1 [B] 0=2 [C] 0=3 [D] 0=4 [E] 0=5 [F] 0=6 [SA] Strongly Agree=7
Pct = Percentile Rank (Higher is better)

Q18 - Please explain or comment on the question above.

Faculty: Manes, Yael

Response Rate: 53.85% (7 of 13)

- She was very helpful when ever you needed it.
- n/a
- My professor responded to every email promptly and I could meet with her within a short time span.
- I only met with my professor once outside of class. I used email more often and I always got a quick response.
- Contact with the professor by email was very helpful, but the office hours were a bit limited.
- Dr. Manes is very fast with responding to emails.
- Dr. Manes responded to emails in very timely fashion and was available during office hours.



Instructor Questions -- --- *Comparisons* ---
General Instructor Questions **Responses** **Individual** **FYS** **All**

	[SD]	[B]	[C]	[D]	[E]	[F]	[SA]	Med.	Mode	S.D.	N	Mean	Mean	Pct	Mean	Pct
Q19 The instructor clarified material that required further explanation (for example, listened to questions, responded to students).	0	0	0	0	0	3	10	7	7	.42	13	6.8	6.4	74	6.2	77

Number of Individuals / Survey Responses used for Comparisons: 15 / 148 248 / 2,025

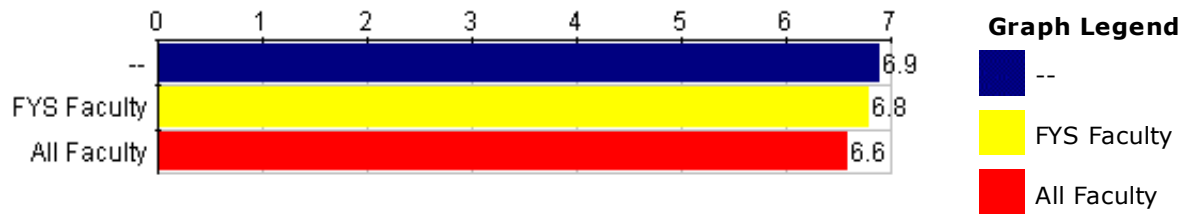
Responses: [SD] Strongly Disagree=1 [B] 0=2 [C] 0=3 [D] 0=4 [E] 0=5 [F] 0=6 [SA] Strongly Agree=7
Pct = Percentile Rank (Higher is better)

Q20 - Please explain or comment on the question above.

Faculty: Manes, Yael

Response Rate: 38.46% (5 of 13)

- We had class discussions every time we met, so if something wasn't clear she would elaborate on it.
- n/a
- She constantly asked if we had questions and clarified any misunderstandings we had.
- Some questions I had were unclear. When others students asked questions in class though and the instructor answered the students everything became clear through our discussions.
- The material was explained very thoroughly.



Instructor Questions
General Instructor Questions

Q21 The instructor treated students with respect.

		Responses							Individual					--- Comparisons ---			
		[SD]	[B]	[C]	[D]	[E]	[F]	[SA]	Med.	Mode	S.D.	N	Mean	FYS Mean	FYS Pct	All Mean	All Pct

		0	0	0	0	0	1	12	7	7	.27	13	6.9	6.8	87	6.6	68
--	--	---	---	---	---	---	---	----	---	---	-----	----	-----	-----	----	-----	----

Number of Individuals / Survey Responses used for Comparisons: 15 / 147 248 / 2,030

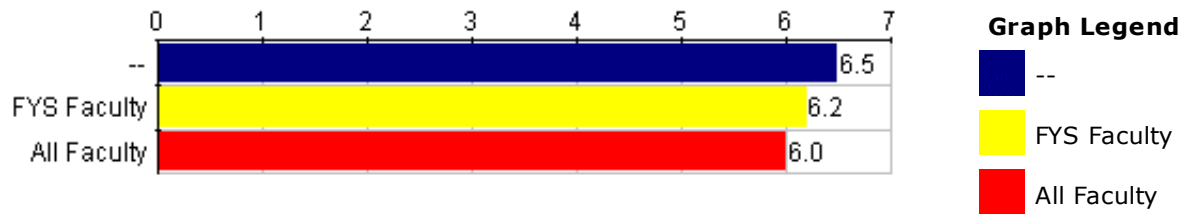
Responses: [SD] Strongly Disagree=1 [B] 0=2 [C] 0=3 [D] 0=4 [E] 0=5 [F] 0=6 [SA] Strongly Agree=7
Pct = Percentile Rank (Higher is better)

Q22 - Please explain or comment on the question above.

Faculty: Manes, Yael

Response Rate: 38.46% (5 of 13)

- n/a
- She was very nice and understanding.
- The instructor was always professional and listened to everybody's viewpoint while still giving constructive criticism.
- I did not feel like a student, but I felt as an adult and we were on the same level as our teacher.
- I never felt that Dr. Manes was rude or condescending to anyone in our class. She was very up front with us about her expectations. I felt very respected.



Instructor Questions
General Instructor Questions

Q23	The instructor clearly defined how assignments would be evaluated.	Responses							Individual				--- Comparisons ---				
		[SD]	[B]	[C]	[D]	[E]	[F]	[SA]	Med.	Mode	S.D.	N	Mean	Mean	Pct	Mean	Pct
		0	0	0	0	2	3	8	7	7	.75	13	6.5	6.2	54	6	59

Number of Individuals / Survey Responses used for Comparisons: 15 / 148 248 / 2,008

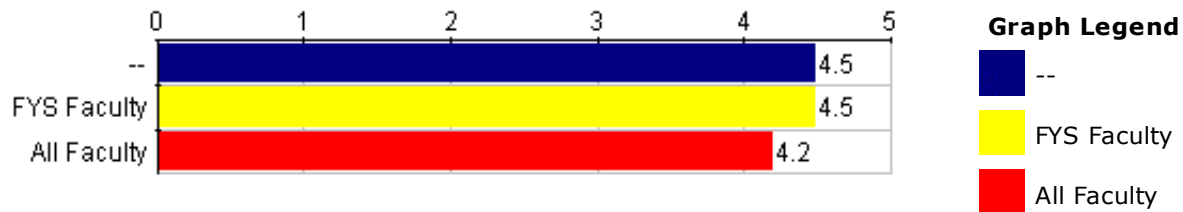
Responses: [SD] Strongly Disagree=1 [B] 0=2 [C] 0=3 [D] 0=4 [E] 0=5 [F] 0=6 [SA] Strongly Agree=7
Pct = Percentile Rank (Higher is better)

Q24 - Please explain or comment on the question above.

Faculty: Manes, Yael

Response Rate: 38.46% (5 of 13)

- Usually we knew, but sometimes we asked just to make sure.
- Everything was in the syllabus and reviewed in class before the assignments were due.
- Yes, the instructor would ask if students had any questions so she could evaluate on the grading of assignments.
- She went over each assignment that we had and there was never any confusions.
- Dr. Manes explained very clearly what she was expecting in each assignment.



Instructor Questions

General Instructor Questions

Q25

Overall rating of the teaching of the course.

Responses					Individual					--- Comparisons ---			
[U]	[P]	[G]	[VG]	[E]	Med.	Mode	S.D.	N	Mean	FYS Mean	FYS Pct	All Mean	All Pct

0	0	1	5	7	5	5	.63	13	4.5	4.5	40	4.2	56
---	---	---	---	---	---	---	-----	----	-----	-----	----	-----	----

Number of Individuals / Survey Responses used for Comparisons: 15 / 148 248 / 2,037

Responses: [U] unsatisfactory=1 [P] poor=2 [G] good=3 [VG] very good=4 [E] excellent=5
Pct = Percentile Rank (Higher is better)

Q26 - Please explain or comment on the question above.

Faculty: Manes, Yael

Response Rate: 30.77% (4 of 13)

- n/a

I have nothing negative to say about this course. I loved it and look forward to taking more classes with Dr. Manes in the future.

-

- Alexis Nesbitt

- Overall, this course was effective in producing better critical thinking skills.

I really enjoyed this course. I feel that Dr. Manes explained difficult subject matter in a way that I could

- understand. She led us to form our own thoughts and reach our own conclusions of the text instead of just telling us what it was about. I feel that I have improved as a writer a lot over this course.


Course: HIS-101 A - Eur, Midd Ages to Enlightenmen

Department: HIST

Responsible Faculty: Yael Manes

Responses / Expected: 14 / 25

Overall Mean:
6.1 Strong Disagreement to Strong Agree (125 responses)
4.3 unsatisfactory to excellent (27 responses)
1.6 Class year (13 responses)
1.3 Reason for taking course (14 responses)



Student Demographics
Student Year/Course Selection

HIS-101 - A

--- Comparisons ---

Student Year/Course Selection	Responses						Course				HIST		All		
	[FY]	[S]	[J]	[S]	[M]	[P]	Med.	Mode	S.D.	N	Mean	Mean	Pct	Mean	Pct
Q1 What is your class year?	7	5	0	1	0	0	1	1	.84	13	1.6	2.4	25	2.4	19

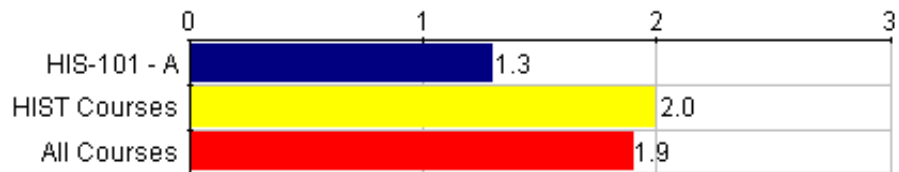
Number of Courses / Survey Responses used for Comparisons: 12 / 99 260 / 2,076

Responses: [FY] first year=1 [S] sophomore=2 [J] junior=3 [S] senior=4 [M] MAT=5 [P] PBPM=6
Pct = Percentile Rank (Higher is better)

Q2 - If your class year is other, please specify.

Response Rate: 7.14% (1 of 14)

- transfer as first year



Graph Legend

- HIS-101 - A
- HIST Courses
- All Courses

Student Demographics Student Year/Course Selection	HIS-101 - A							--- Comparisons ---				
	Responses			Course				HIST		All		
	[AD]	[AM]	[AE]	Med.	Mode	S.D.	N	Mean	Mean	Pct	Mean	Pct
Q3 I took this course as:	11	2	1	1	1	.59	14	1.3	2	9	1.9	16
Number of Courses / Survey Responses used for Comparisons:									12 / 100		258 / 2,003	

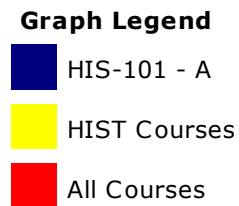
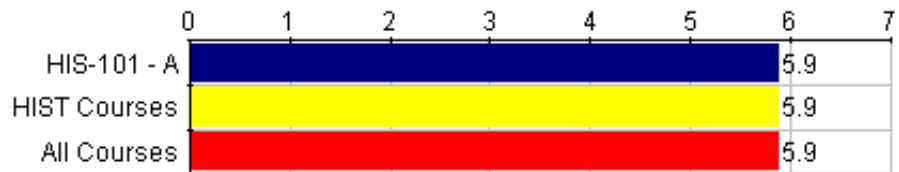
Responses:

- [AD] a distributional requirement=1
- [AM] a major/minor requirement=2
- [AE] an elective=3

Pct = Percentile Rank (Higher is better)

Q4 - If the reason you took the course is other, please explain.

Response Rate: No participants responded to this question. (0 of 14)



Course Questions General Questions	HIS-101 - A							--- Comparisons ---								
	Responses							Course								
	[SD]	[B]	[C]	[D]	[E]	[F]	[SA]	Med.	Mode	S.D.	N	Mean	Mean	Pct	Mean	Pct
Q5 There were aspects of the course that were especially effective in helping you learn.	0	1	0	1	2	4	6	6	7	1.41	14	5.9	5.9	50	5.9	38

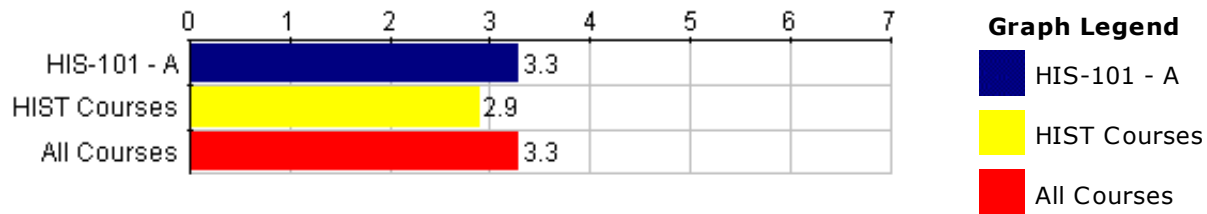
Number of Courses / Survey Responses used for Comparisons: 12 / 102 248 / 2,030

Responses: [SD] Strongly Disagree=1 [B] 0=2 [C] 0=3 [D] 0=4 [E] 0=5 [F] 0=6 [SA] Strongly Agree=7
Pct = Percentile Rank (Higher is better)

Q6 - Please explain or comment on the question above .

Response Rate: 28.57% (4 of 14)

- Discussing how certain events and ideas were linked to one another helped me understand history.
- I loved the power points, doing the Curiosity Cabinet, posting on the blogs, and reading the sources in the Lualdi.
- Discussions of primary sources was extremely helpful.
- I loved lecture. It was interesting and discussions helped my understanding.

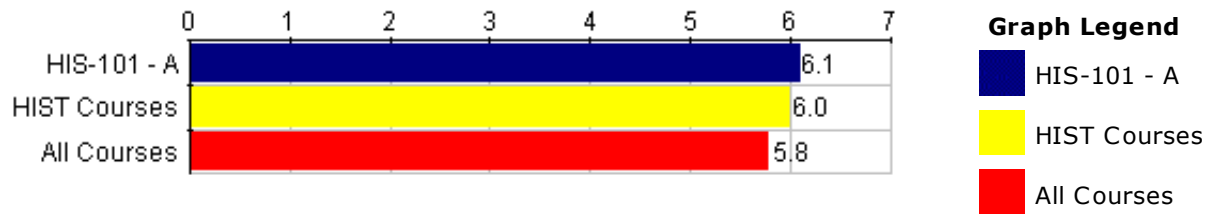


Course Questions General Questions	HIS-101 - A										--- Comparisons ---					
	Responses							Course			HIST		All			
	[SD]	[B]	[C]	[D]	[E]	[F]	[SA]	Med.	Mode	S.D.	N	Mean	Mean	Pct	Mean	Pct
Q7 There were aspects of the course that were not effective in helping you learn.	4	1	2	3	1	0	2	3	1	2.05	13	3.3	2.9	67	3.3	56
Number of Courses / Survey Responses used for Comparisons: 12 / 100 248 / 1,984																
Responses: [SD] Strongly Disagree=1 [B] 0=2 [C] 0=3 [D] 0=4 [E] 0=5 [F] 0=6 [SA] Strongly Agree=7 Pct = Percentile Rank (Higher is better)																

Q8 - Please explain or comment on the question above.

Response Rate: 14.29% (2 of 14)

- Dr. Manes relied a LOT on us being able to remember everything she said more than what she displayed on the power point. It's not bad that she lectured her material but that it was a lot of material spoken quickly. I wanted to remember every important detail but didn't have time to write it down, and then I forgot important details and got confused as to what was significant and how it tied to other aspects of the topic.
- I don't like the curiosity cabinet project, especially the technology portion of it.



Course Questions	HIS-101 - A										--- Comparisons ---					
	Responses							Course			HIST		All			
General Questions	[SD]	[B]	[C]	[D]	[E]	[F]	[SA]	Med.	Mode	S.D.	N	Mean	Mean	Pct	Mean	Pct
Q9 This course was intellectually challenging.	0	0	0	2	1	5	6	6	7	1.03	14	6.1	6	59	5.8	55

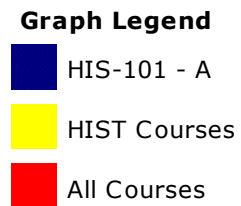
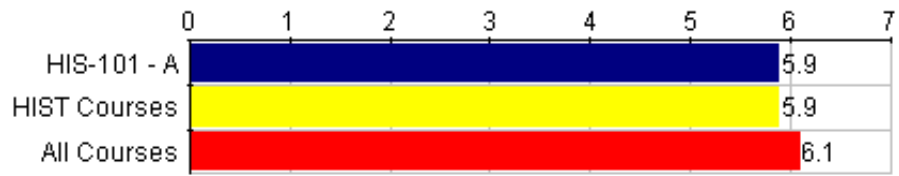
Number of Courses / Survey Responses used for Comparisons: 12 / 102 248 / 2,028

Responses: [SD] Strongly Disagree=1 [B] 0=2 [C] 0=3 [D] 0=4 [E] 0=5 [F] 0=6 [SA] Strongly Agree=7
Pct = Percentile Rank (Higher is better)

Q10 - Please explain or comment on the question above.

Response Rate: 28.57% (4 of 14)

- Trying to figure out why certain events happened was a challenge for me because it's thinking outside the box.
 This course wasn't as challenging as my Bio 191 class but it challenged my learning ability differently because I had to organize my notes in a way that related what was significant during a particular time period and what were the important details that justified its significance. Somehow, everything Dr. Manes said was significant but the details were supposed to be categorized to show the different significances.
- From the blog post to analysis there was always something to think about.
- It was not a difficult class, but it changed the way I think about history and the present.



Course Questions	HIS-101 - A										--- Comparisons ---					
	Responses										Course		HIST		All	
General Questions	[SD]	[B]	[C]	[D]	[E]	[F]	[SA]	Med.	Mode	S.D.	N	Mean	Mean	Pct	Mean	Pct

Q11																	
I made positive contributions to this course (for example, preparing for class, attending class regularly, participating in class discussions, and listening to others).	0	0	0	2	3	3	6	6	7	1.10	14	5.9	5.9	67	6.1	34	

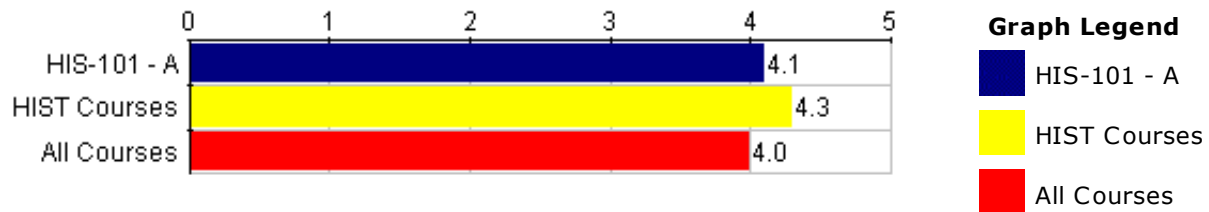
Number of Courses / Survey Responses used for Comparisons: 12 / 102 248 / 2,033

Responses: [SD] Strongly Disagree=1 [B] 0=2 [C] 0=3 [D] 0=4 [E] 0=5 [F] 0=6 [SA] Strongly Agree=7
Pct = Percentile Rank (Higher is better)

Q12 - Please explain or comment on the question above.

Response Rate: 21.43% (3 of 14)

- I didn't participate in class as much as I would've liked because my perception of the importance of events and people is usually different than the perspective Dr. Manes had encouraged us to develop. I read most of the assigned readings, but ended up slacking near the end of the semester.
- I didn't talk much, but I did enjoy it.
- I should have read ALL the primary sources.

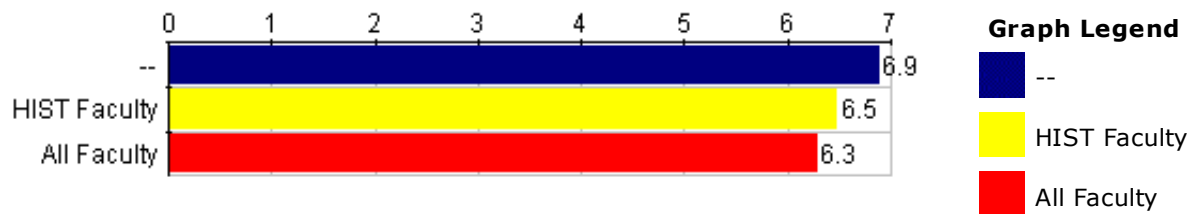


Course Questions	HIS-101 - A										--- Comparisons ---			
	Responses					Course					HIST		All	
General Questions	[U]	[P]	[G]	[VG]	[E]	Med.	Mode	S.D.	N	Mean	Mean	Pct	Mean	Pct
Q13 Overall rating of the course.	0	0	4	4	6	4	5	.83	14	4.1	4.3	34	4	50
Number of Courses / Survey Responses used for Comparisons:											12 / 102	248 / 2,040		
Responses: [U] unsatisfactory=1 [P] poor=2 [G] good=3 [VG] very good=4 [E] excellent=5 Pct = Percentile Rank (Higher is better)														

Q14 - Please explain or comment on the question above.

Response Rate: 14.29% (2 of 14)

- Really good class, but the subject matter really wasn't interesting to me.
- This class makes me want to take another history class



Instructor Questions
General Instructor Questions

Q15 The instructor defined the plan for the course, including what was required of students (for example, stated the plan for the course in the syllabus, in the class).

Responses	Individual					--- Comparisons ---			
	Med.	Mode	S.D.	N	Mean	HIST		All	
[SD] [B] [C] [D] [E] [F] [SA]						Mean	Pct	Mean	Pct

0	0	0	0	0	2	12	7	7	.35	14	6.9	6.5	92	6.3	83
---	---	---	---	---	---	----	---	---	-----	----	-----	-----	----	-----	----

Number of Individuals / Survey Responses used for Comparisons: 12 / 101 248 / 2,031

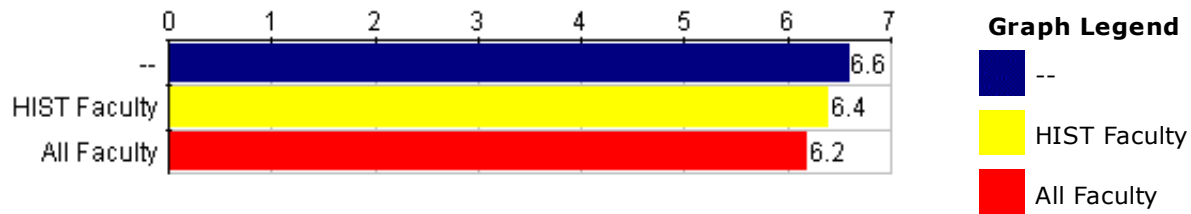
Responses: [SD] Strongly Disagree=1 [B] 0=2 [C] 0=3 [D] 0=4 [E] 0=5 [F] 0=6 [SA] Strongly Agree=7
Pct = Percentile Rank (Higher is better)

Q16 - Please explain or comment on the question above.

Faculty: Manes, Yael

Response Rate: 14.29% (2 of 14)

- The syllabus effectively helped me prepare for what needed to be completed for the next class.
- The syllabus always stated what we had to do next.



Instructor Questions
General Instructor Questions

Q17 The instructor was available to students outside of class (for example, held office hours, responded to emails and other student efforts to contact the instructor).

	Responses							Individual				--- Comparisons ---				
	[SD]	[B]	[C]	[D]	[E]	[F]	[SA]	Med.	Mode	S.D.	N	Mean	HIST Mean	HIST Pct	All Mean	All Pct
	0	0	0	1	0	3	10	7	7	.82	14	6.6	6.4	59	6.2	57

Number of Individuals / Survey Responses used for Comparisons: 12 / 98 248 / 1,973

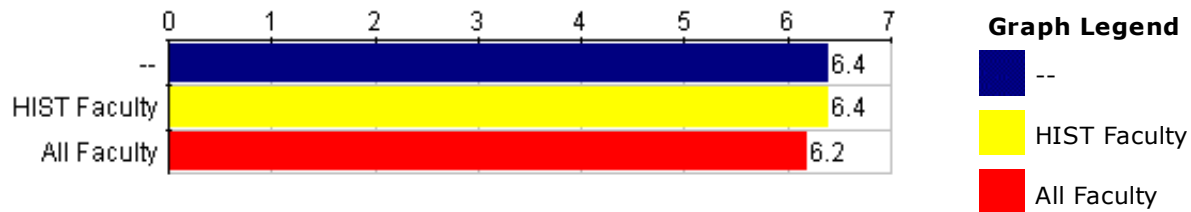
Responses: [SD] Strongly Disagree=1 [B] 0=2 [C] 0=3 [D] 0=4 [E] 0=5 [F] 0=6 [SA] Strongly Agree=7
Pct = Percentile Rank (Higher is better)

Q18 - Please explain or comment on the question above.

Faculty: Manes, Yael

Response Rate: 21.43% (3 of 14)

- Emails were an effective way to ask questions, but the office hours might be somewhat limited.
- I never went to Dr. Manes' office hours so I have no idea if she was available then or how effective those hours were. She was very efficient in responding to my emails.
- She was always available and eager to help.



Instructor Questions
General Instructor Questions

The instructor clarified material that required further explanation (for example, listened to questions, responded to students).

	Responses							Individual				--- Comparisons ---				
	[SD]	[B]	[C]	[D]	[E]	[F]	[SA]	Med.	Mode	S.D.	N	Mean	HIST Mean	HIST Pct	All Mean	All Pct
Q19	0	1	0	0	1	2	10	7	7	1.34	14	6.4	6.4	50	6.2	46

Number of Individuals / Survey Responses used for Comparisons: 12 / 101 248 / 2,025

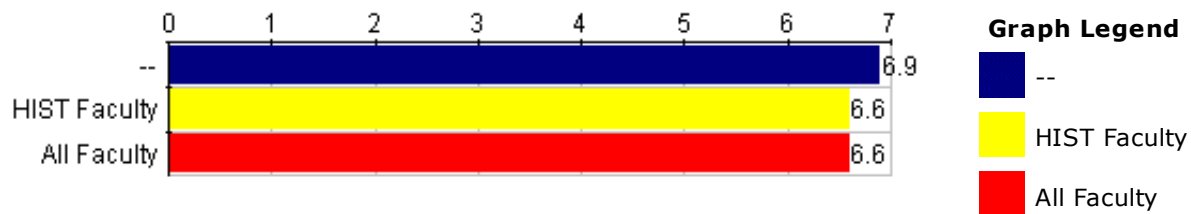
Responses: [SD] Strongly Disagree=1 [B] 0=2 [C] 0=3 [D] 0=4 [E] 0=5 [F] 0=6 [SA] Strongly Agree=7
Pct = Percentile Rank (Higher is better)

Q20 - Please explain or comment on the question above.

Faculty: Manes, Yael

Response Rate: 28.57% (4 of 14)

- The professor explained someone's question in detail that made it easier to understand the topic.
I was mostly confused for the first half of the semester because, even though I took notes and did the reading,
- I was confused by what was important, what wasn't, what made something significant.... I would've liked some clarification but then that might've more muddled my understanding.
- She made it a point to really listen and give her own perspective on the situation.
- We always spoke about what we read and were able to ask questions throughout the entire lecture



Instructor Questions
General Instructor Questions

Q21 The instructor treated students with respect.

		Responses							Individual				--- Comparisons ---				
		[SD]	[B]	[C]	[D]	[E]	[F]	[SA]	Med.	Mode	S.D.	N	Mean	HIST Mean	HIST Pct	All Mean	All Pct

		0	0	0	0	0	1	13	7	7	.26	14	6.9	6.6	75	6.6	69
--	--	---	---	---	---	---	---	----	---	---	-----	----	-----	-----	----	-----	----

Number of Individuals / Survey Responses used for Comparisons: 12 / 102 248 / 2,030

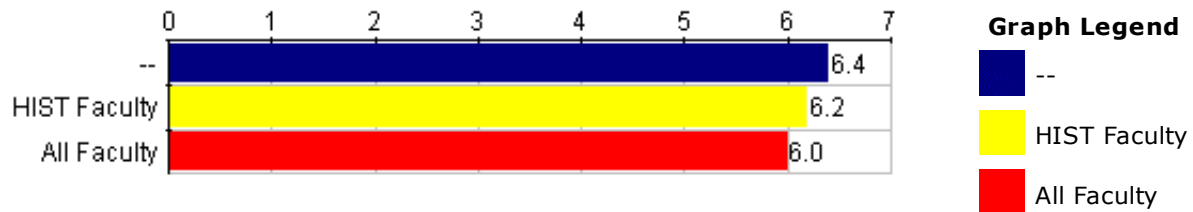
Responses: [SD] Strongly Disagree=1 [B] 0=2 [C] 0=3 [D] 0=4 [E] 0=5 [F] 0=6 [SA] Strongly Agree=7
Pct = Percentile Rank (Higher is better)

Q22 - Please explain or comment on the question above.

Faculty: Manes, Yael

Response Rate: 7.14% (1 of 14)

- She treated her students with the up-most respect.



Instructor Questions
General Instructor Questions

Q23	The instructor clearly defined how assignments would be evaluated.	Responses							Individual				--- Comparisons ---				
		[SD]	[B]	[C]	[D]	[E]	[F]	[SA]	Med.	Mode	S.D.	N	Mean	HIST Mean	HIST Pct	All Mean	All Pct
		0	0	0	0	2	4	8	7	7	.73	14	6.4	6.2	59	6	57

Number of Individuals / Survey Responses used for Comparisons: 12 / 102 248 / 2,008

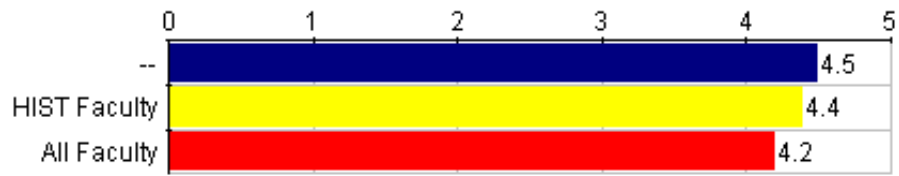
Responses: [SD] Strongly Disagree=1 [B] 0=2 [C] 0=3 [D] 0=4 [E] 0=5 [F] 0=6 [SA] Strongly Agree=7
Pct = Percentile Rank (Higher is better)

Q24 - Please explain or comment on the question above.

Faculty: Manes, Yael

Response Rate: 21.43% (3 of 14)

- I didn't really know how Dr. Manes was going to evaluate the midterm because it was an essay on the historical significances of objects, places, and people. I mean, anyone can perceive something as significant in a different way so I didn't know how exactly to explain the significance.
- The tests were very well detailed so you knew where you went wrong and needed to reevaluate.
- I wish there was a bit more explanation about how the curiosity cabinets were graded



Graph Legend

-
- HIST Faculty
- All Faculty

Instructor Questions	Responses					Individual				--- Comparisons ---				
	[U]	[P]	[G]	[VG]	[E]	Med.	Mode	S.D.	N	Mean	HIST Mean	Pct	All Mean	Pct
Q25 Overall rating of the teaching of the course.	0	0	2	3	8	5	5	.75	13	4.5	4.4	59	4.2	56
Number of Individuals / Survey Responses used for Comparisons: 12 / 101 248 / 2,037														
Responses: [U] unsatisfactory=1 [P] poor=2 [G] good=3 [VG] very good=4 [E] excellent=5														
Pct = Percentile Rank (Higher is better)														

Q26 - Please explain or comment on the question above.

Faculty: Manes, Yael

Response Rate: 14.29% (2 of 14)

- The course was good.
- This is a great Professor

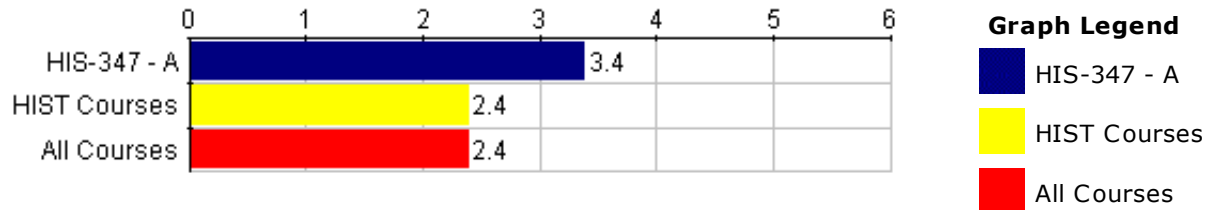
Merged Courses: HIS-347 A - Renaissance Italy: Ideas, Cult
WS-347 A - Renaissance Italy: Ideas, Cult

Department: HIST

Responsible Faculty: Yael Manes

Responses / Expected: 10 / 12

Overall Mean:
5.9 Strong Disagreement to Strong Agree (88 responses)
4.3 unsatisfactory to excellent (20 responses)
3.4 Class year (10 responses)
2.3 Reason for taking course (10 responses)



Student Demographics
Student Year/Course Selection

HIS-347 - A

--- Comparisons ---

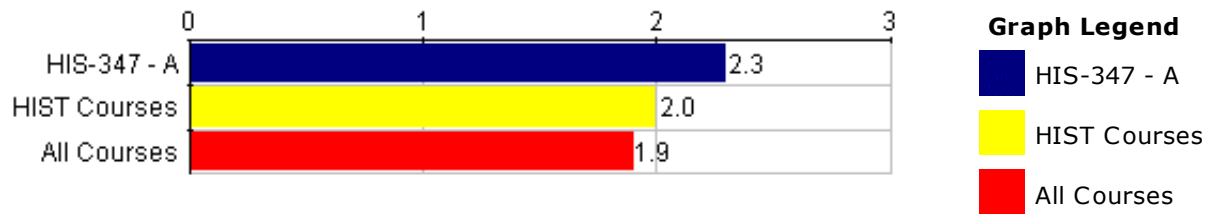
Student Year/Course Selection	Responses						Course				Comparisons				
	[FY]	[S]	[J]	[S]	[M]	[P]	Med.	Mode	S.D.	N	Mean	HIST Mean	HIST Pct	All Mean	All Pct
Q1 What is your class year?	0	1	4	5	0	0	3.5	4	.66	10	3.4	2.4	84	2.4	82

Number of Courses / Survey Responses used for Comparisons: 12 / 99 260 / 2,076

Responses: [FY] first year=1 [S] sophomore=2 [J] junior=3 [S] senior=4 [M] MAT=5 [P] PBPM=6
Pct = Percentile Rank (Higher is better)

Q2 - If your class year is other, please specify.

Response Rate: No participants responded to this question. (0 of 10)



Graph Legend

- HIS-347 - A
- HIST Courses
- All Courses

Student Demographics	HIS-347 - A							--- Comparisons ---				
	Responses			Course				HIST		All		
Student Year/Course Selection	[AD]	[AM]	[AE]	Med.	Mode	S.D.	N	Mean	Mean	Pct	Mean	Pct
Q3 I took this course as:	0	7	3	2	2	.46	10	2.3	2	75	1.9	84
Number of Courses / Survey Responses used for Comparisons:									12 / 100		258 / 2,003	

Responses:

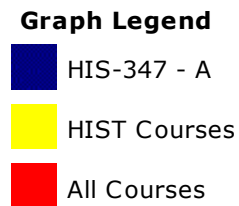
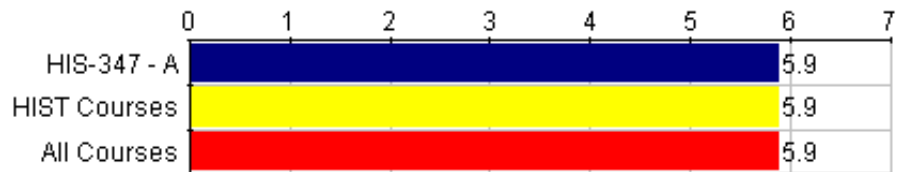
- [AD] a distributional requirement=1
- [AM] a major/minor requirement=2
- [AE] an elective=3

Pct = Percentile Rank (Higher is better)

Q4 - If the reason you took the course is other, please explain.

Response Rate: 20.00% (2 of 10)

- I wanted a better understanding of what the renaissance was and when I heard of the renaissance in the past it focused on other place the Britain and France, not Italy where the renaissance actually began.
- I also took it because I had no previous experience in Renaissance history and I wanted to take a course in it before graduating.



Course Questions General Questions	HIS-347 - A										--- Comparisons ---					
	Responses							Course			HIST		All			
	[SD]	[B]	[C]	[D]	[E]	[F]	[SA]	Med.	Mode	S.D.	N	Mean	Mean	Pct	Mean	Pct
Q5 There were aspects of the course that were especially effective in helping you learn.	0	0	0	1	2	4	3	6	6	.94	10	5.9	5.9	59	5.9	42


Number of Courses / Survey Responses used for Comparisons: 12 / 102 248 / 2,030

Responses: [SD] Strongly Disagree=1 [B] 0=2 [C] 0=3 [D] 0=4 [E] 0=5 [F] 0=6 [SA] Strongly Agree=7
Pct = Percentile Rank (Higher is better)

Q6 - Please explain or comment on the question above .

Response Rate: 60.00% (6 of 10)

- I enjoyed reading the primary sources.
- I loved this class
- The use of primary sources and Dr. Manes's ability to really help us work through the sources and analyze them. It was really helpful in getting me better at source analysis and seeing how I could use a source for an argument.
- I loved that a lot of the reading was from primary sources even if they were challenging to read at times.
- The topics were really interesting!
- I think the blogs were an especially helpful aspect in that they encouraged you to do the course readings and analyze them for yourself. It was nice to do the blogs before class and think through the readings before discussing them with the professor.

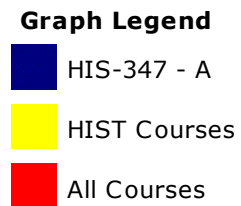
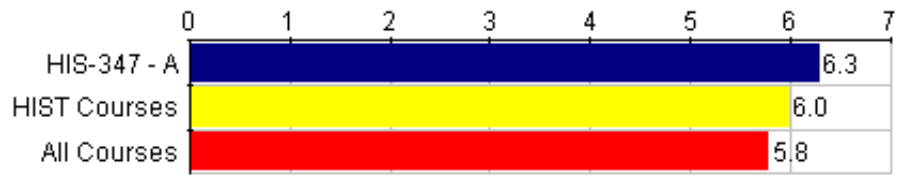


Course Questions General Questions	HIS-347 - A										--- Comparisons ---					
	Responses							Course			HIST		All			
	[SD]	[B]	[C]	[D]	[E]	[F]	[SA]	Med.	Mode	S.D.	N	Mean	Mean	Pct	Mean	Pct
Q7 There were aspects of the course that were not effective in helping you learn.	2	2	1	1	2	1	0	3	1,2,5	1.75	9	3.2	2.9	59	3.3	51
Number of Courses / Survey Responses used for Comparisons: 12 / 100 248 / 1,984																
Responses: [SD] Strongly Disagree=1 [B] 0=2 [C] 0=3 [D] 0=4 [E] 0=5 [F] 0=6 [SA] Strongly Agree=7																
Pct = Percentile Rank (Higher is better)																

Q8 - Please explain or comment on the question above.

Response Rate: 30.00% (3 of 10)

- every reading applies to our mid-terms
- I felt like we read a lot of primary sources without context for them, and found it very frustrating. I have other work, I don't have time to do background research on the texts we read. There was also soooooo much reading, a lot of it primary source material, which wasn't discussed, and didn't feel relevant.
- I did not so much care for the meetings with the Art history class. At times it was difficult for me to make the connection between what the Art professor was discussing and what we were covering in class. This may be in part because I am in no way an Art history buff but I think it could have been just as useful for Dr.Manes to cover the art material rather than meet with Art History 101.



Course Questions General Questions	HIS-347 - A										--- Comparisons ---					
	Responses							Course			HIST		All			
	[SD]	[B]	[C]	[D]	[E]	[F]	[SA]	Med.	Mode	S.D.	N	Mean	Mean	Pct	Mean	Pct
Q9 This course was intellectually challenging.	0	0	0	0	1	5	4	6	6	.64	10	6.3	6	75	5.8	68

Number of Courses / Survey Responses used for Comparisons: 12 / 102 248 / 2,028

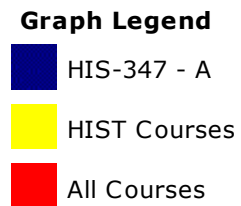
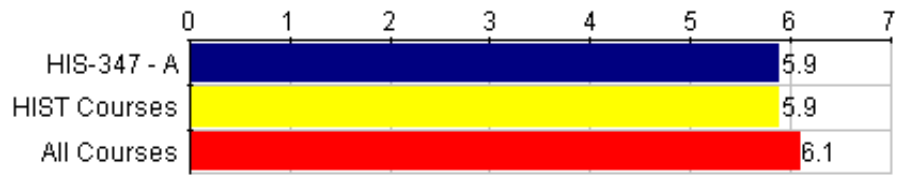
Responses: [SD] Strongly Disagree=1 [B] 0=2 [C] 0=3 [D] 0=4 [E] 0=5 [F] 0=6 [SA] Strongly Agree=7
Pct = Percentile Rank (Higher is better)

Q10 - Please explain or comment on the question above.

Response Rate: 20.00% (2 of 10)

- It really opened by mind to different concepts such as masculinity, femininity, and others

Both the midterm and Final essays challenged you to look at what we had been discussing on a grander scale. It was nice that there were a variety of essay choices to choose from and they encouraged me to think about particular issues more critically. The readings were also challenging as well but extremely rich in material and very interesting.



Course Questions	HIS-347 - A										--- Comparisons ---					
	Responses										Course		HIST		All	
General Questions	[SD]	[B]	[C]	[D]	[E]	[F]	[SA]	Med.	Mode	S.D.	N	Mean	Mean	Pct	Mean	Pct

Q11	I made positive contributions to this course (for example, preparing for class, attending class regularly, participating in class discussions, and listening to others).	0	0	1	0	2	3	4	6	7	1.22	10	5.9	5.9	50	6.1	32
-----	--	---	---	---	---	---	---	---	---	---	------	----	-----	-----	----	-----	----

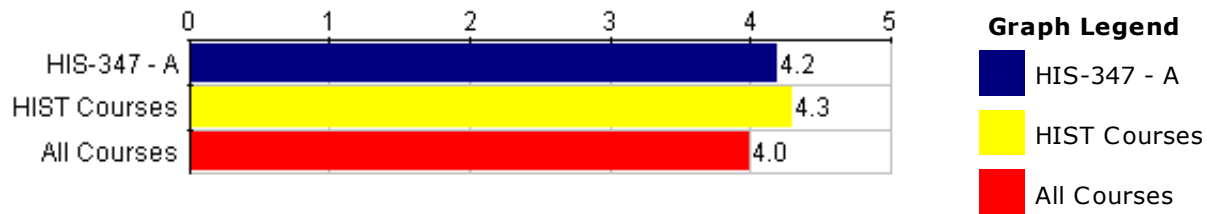
Number of Courses / Survey Responses used for Comparisons: 12 / 102 248 / 2,033

Responses: [SD] Strongly Disagree=1 [B] 0=2 [C] 0=3 [D] 0=4 [E] 0=5 [F] 0=6 [SA] Strongly Agree=7
Pct = Percentile Rank (Higher is better)

Q12 - Please explain or comment on the question above.

Response Rate: 10.00% (1 of 10)

- I enjoyed participating in class because Renaissance history was really new and interesting to me and I felt that I understood the material well. Plus it is easy to participate when the course readings have so much material to discuss.



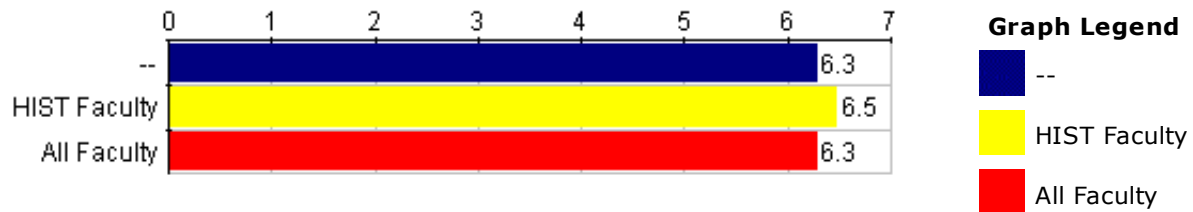
Course Questions	HIS-347 - A										--- Comparisons ---			
	Responses					Course					HIST		All	
General Questions	[U]	[P]	[G]	[VG]	[E]	Med.	Mode	S.D.	N	Mean	Mean	Pct	Mean	Pct
Q13 Overall rating of the course.	0	0	3	2	5	4.5	5	.87	10	4.2	4.3	42	4	52
Number of Courses / Survey Responses used for Comparisons:											12 / 102	248 / 2,040		
Responses: [U] unsatisfactory=1 [P] poor=2 [G] good=3 [VG] very good=4 [E] excellent=5 Pct = Percentile Rank (Higher is better)														

Q14 - Please explain or comment on the question above.

Response Rate: 20.00% (2 of 10)

Wasn't great but it was a decent course. I would have liked to have secondary source readings/discussion on Monday and primary source readings/discussion on Wednesday. I had no background and context when I was reading primary sources so I could never make out the full picture. Less blog posts or an extended amount of time to complete the blog post. Monday by 8 AM did not work because I usually complete readings Sunday night/Monday morning and since I didn't have class until 2 I would have liked to have posted it closer to that time. People didn't do blog posts.

Dr. Manes does a wonderful job in teaching this course and she is so knowledgeable about this particular area in history. She went above and beyond when it came to discussing the course readings and really challenged you to analyze what the text was saying. I also appreciated the balance between course readings and writing. The blogs were a great way to stay on track without feeling like there was too much work to do. I also appreciate the midterm essay and final essay being the only writings that we had to turn in because I felt that the time we spent discussing and breaking down the readings in class was necessary.



Instructor Questions
General Instructor Questions

Q15 The instructor defined the plan for the course, including what was required of students (for example, stated the plan for the course in the syllabus, in the class).

		Responses							Individual				--- Comparisons ---				
		[SD]	[B]	[C]	[D]	[E]	[F]	[SA]	Med.	Mode	S.D.	N	Mean	HIST		All	
													Mean	Pct	Mean	Pct	

		0	0	0	0	3	1	6	7	7	.90	10	6.3	6.5	42	6.3	37
--	--	---	---	---	---	---	---	---	---	---	-----	-----------	------------	------------	----	------------	----

Number of Individuals / Survey Responses used for Comparisons: 12 / 101 248 / 2,031

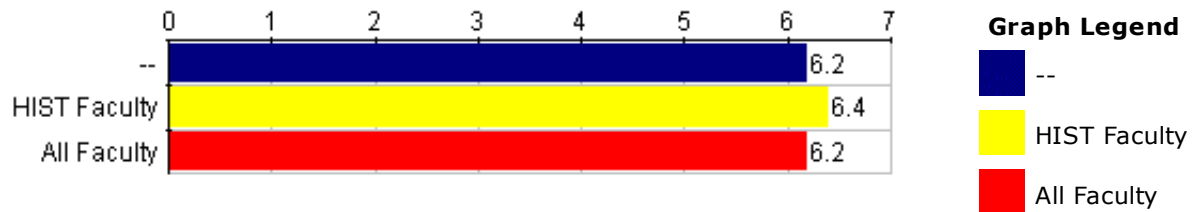
Responses: [SD] Strongly Disagree=1 [B] 0=2 [C] 0=3 [D] 0=4 [E] 0=5 [F] 0=6 [SA] Strongly Agree=7
Pct = Percentile Rank (Higher is better)

Q16 - Please explain or comment on the question above.

Faculty: Manes, Yael

Response Rate: 20.00% (2 of 10)

- everything was in the syllabus. And all detailed were discussed thoroughly.
- The syllabus was very concise and clear.



Instructor Questions -- --- *Comparisons* ---
General Instructor Questions **Responses** **Individual** **HIST** **All**

	[SD]	[B]	[C]	[D]	[E]	[F]	[SA]	Med.	Mode	S.D.	N	Mean	Mean	Pct	Mean	Pct
<p>The instructor was available to students outside of class (for example, held office hours, responded to emails and other student efforts to contact the instructor).</p> <p>Q17</p>	0	0	0	0	2	3	4	6	7	.79	9	6.2	6.4	42	6.2	34

Number of Individuals / Survey Responses used for Comparisons: 12 / 98 248 / 1,973

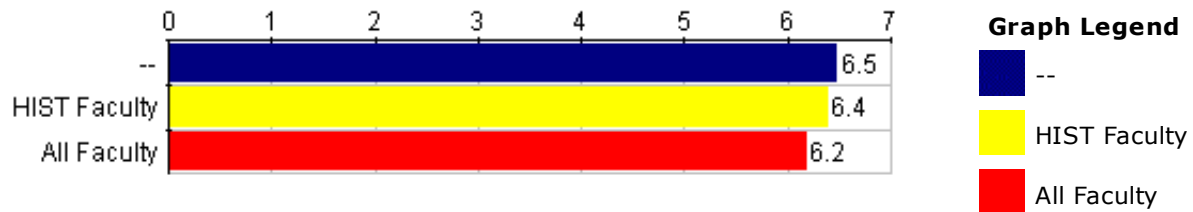
Responses: [SD] Strongly Disagree=1 [B] 0=2 [C] 0=3 [D] 0=4 [E] 0=5 [F] 0=6 [SA] Strongly Agree=7
Pct = Percentile Rank (Higher is better)

Q18 - Please explain or comment on the question above.

Faculty: Manes, Yael

Response Rate: 10.00% (1 of 10)

- Yes, she was always available whenever I needed to talk.



Instructor Questions
General Instructor Questions

The instructor clarified material that required further explanation (for example, listened to questions, responded to students).

	Responses							Individual				--- Comparisons ---				
	[SD]	[B]	[C]	[D]	[E]	[F]	[SA]	Med.	Mode	S.D.	N	Mean	HIST Mean	HIST Pct	All Mean	All Pct
Q19	0	0	0	0	2	1	7	7	7	.81	10	6.5	6.4	59	6.2	51

Number of Individuals / Survey Responses used for Comparisons: 12 / 101 248 / 2,025

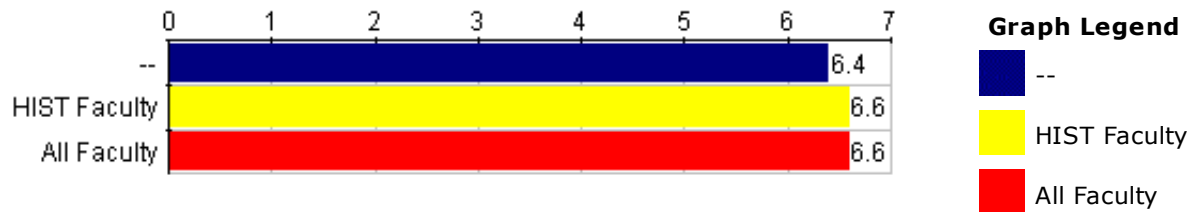
Responses: [SD] Strongly Disagree=1 [B] 0=2 [C] 0=3 [D] 0=4 [E] 0=5 [F] 0=6 [SA] Strongly Agree=7
Pct = Percentile Rank (Higher is better)

Q20 - Please explain or comment on the question above.

Faculty: Manes, Yael

Response Rate: 20.00% (2 of 10)

- She was always really good at sensing if we had a good grasp of the reading and leading a fruitful discussion.
- There topic was always thoroughly discussed.



Instructor Questions
General Instructor Questions

Q21	The instructor treated students with respect.	Responses							Individual				--- Comparisons ---				
		[SD]	[B]	[C]	[D]	[E]	[F]	[SA]	Med.	Mode	S.D.	N	Mean	HIST Mean	HIST Pct	All Mean	All Pct
		0	0	1	0	1	0	8	7	7	1.28	10	6.4	6.6	42	6.6	24

Number of Individuals / Survey Responses used for Comparisons: 12 / 102 248 / 2,030

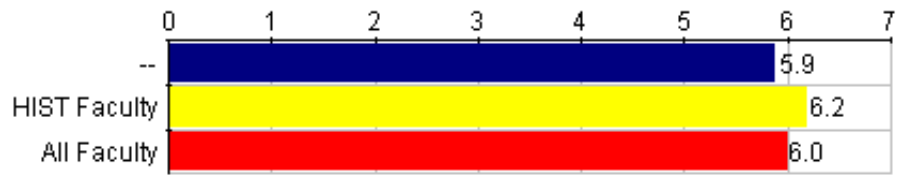
Responses: [SD] Strongly Disagree=1 [B] 0=2 [C] 0=3 [D] 0=4 [E] 0=5 [F] 0=6 [SA] Strongly Agree=7
Pct = Percentile Rank (Higher is better)

Q22 - Please explain or comment on the question above.

Faculty: Manes, Yael

Response Rate: 10.00% (1 of 10)

I think that out of all the professors I have had at Agnes, Dr. Manes is the least understanding of the workload students. Renaissance Italy wasn't my only class this semester, and I can't be expected to read soooo many pages that I couldn't understand and not find the point. It would be better to give a more general overview of the chronology of the time period we were studying.



Graph Legend

-
- HIST Faculty
- All Faculty

Instructor Questions
General Instructor Questions

--

--- **Comparisons** ---

General Instructor Questions	Responses							Individual					HIST		All	
	[SD]	[B]	[C]	[D]	[E]	[F]	[SA]	Med.	Mode	S.D.	N	Mean	Mean	Pct	Mean	Pct
Q23 The instructor clearly defined how assignments would be evaluated.	0	0	1	1	1	2	5	6.5	7	1.37	10	5.9	6.2	34	6	31

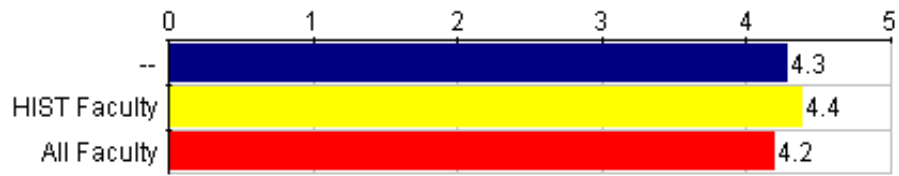
Number of Individuals / Survey Responses used for Comparisons: 12 / 102 248 / 2,008

Responses: [SD] Strongly Disagree=1 [B] 0=2 [C] 0=3 [D] 0=4 [E] 0=5 [F] 0=6 [SA] Strongly Agree=7
Pct = Percentile Rank (Higher is better)

Q24 - Please explain or comment on the question above.

Faculty: Manes, Yael

Response Rate: No participants responded to this question. (0 of 10)



Graph Legend

-
- HIST Faculty
- All Faculty

Instructor Questions	Responses					Individual				--- Comparisons ---				
	[U]	[P]	[G]	[VG]	[E]	Med.	Mode	S.D.	N	Mean	HIST Mean	HIST Pct	All Mean	All Pct
Q25 Overall rating of the teaching of the course.	0	0	2	3	5	4.5	5	.78	10	4.3	4.4	34	4.2	48
Number of Individuals / Survey Responses used for Comparisons: 12 / 101 248 / 2,037														
Responses: [U] unsatisfactory=1 [P] poor=2 [G] good=3 [VG] very good=4 [E] excellent=5														
Pct = Percentile Rank (Higher is better)														

Q26 - Please explain or comment on the question above.

Faculty: Manes, Yael

Response Rate: 20.00% (2 of 10)

- What was a point of the presentations? As soon as you start talking the professor interrupts. I think a separate presentation would be better for the future.
- Thank you for a great semester Professor Manes! -Taelor