

2014 Fall Semester Evaluations
14/FA (2014)

Agnes Scott College
Agnes Scott


Course: HIS-101 A - Eur, Midd Ages to Enlightenmen

Department: HIST

Responsible Faculty: Yael Manes

Responses / Expected: 14 / 16 (87.50%)

Overall Mean:
5.8 Strong Disagreement to Strong Agree (124 responses)
4.6 unsatisfactory to excellent (28 responses)
2.4 Class year (14 responses)
1.9 Reason for taking course (14 responses)

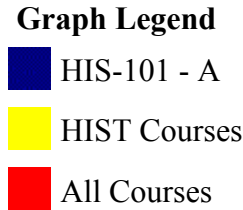
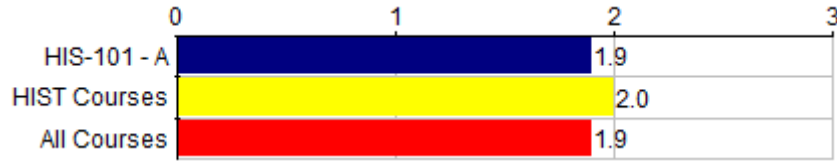


Student Demographics	HIS-101 - A											--- Survey Comparisons ---					
	Responses							Course				HIST			All		
Student Year/Course Selection	FY	S	J	S	MAT	P	N	Mean	Med.	Mode	Std Dev	N	Mean	Pct Rnk	N	Mean	Pct Rnk
Q1 What is your class year?	5	2	4	3	0	0	14	2.4	2.5	1	1.17	110	2.5	27	2.3K	2.5	42

Responses: [FY] first year=1 [S] sophomore=2 [J] junior=3 [S] senior=4 [MAT] MAT=5 [P] PBPM=6
Pct Rnk: Percentile Rank (100 is best, calculated vs. precise Mean)

Q2 - If your class year is other, please specify.

Response Rate: No participants responded to this question. (0 of 14)



Student Demographics
Student Year/Course Selection

HIS-101 - A

--- Survey Comparisons ---

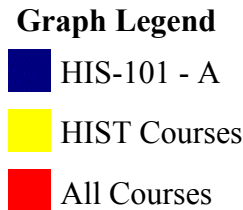

Responses	Course			HIST		All								
	ADR	AMR	AE	N	Mean	Pct Rnk	N	Mean	Pct Rnk					
Q3 I took this course as:	7	1	6	14	1.9	1.5	1	.96	108	2.0	27	2.2K	1.9	38

Responses: [ADR] a distributional requirement=1 [AMR] a major/minor requirement=2 [AE] an elective=3
Pct Rnk: Percentile Rank (100 is best, calculated vs. precise Mean)

Q4 - If the reason you took the course is other, please explain.

Response Rate: 7.14% (1 of 14)

1 I took this class because I needed more credits



Course Questions
General Questions

HIS-101 - A

--- Survey Comparisons ---

Responses		Course			HIST		All									
SD	0	0	0	0	SA	N	Mean	Med.	Mode	Std Dev	N	Mean	Pct Rnk	N	Mean	Pct Rnk

There were aspects of the course that were especially

Q5 effective in helping you learn.

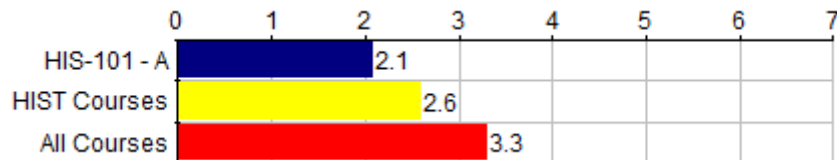
0 1 0 0 4 2 7 14 5.9 6.5 7 1.39 116 6.3 19 2.2K 5.9 40

Responses: [SD] Strongly Disagree=1 [0] 0=2 [0] 0=3 [0] 0=4 [0] 0=5 [0] 0=6 [SA] Strongly Agree=7
 Pct Rnk: Percentile Rank (100 is best, calculated vs. precise Mean)

Q6 - Please explain or comment on the question above .

Response Rate: 64.29% (9 of 14)

- 1 The blog posts helped because it was a follow up of the reading, then followed by the class discussion.
- 2 I thought that the readings and the lectures mesh very well together and created a strong learning environment
- 3 I really like the group discussions and going over the primary sources
- 4 I really enjoyed the lecture/discussion classes. The blog and the readings really helped too; I liked seeing other people's opinions on what we were learning.
- 5 I really enjoyed the subject topics and how the class dose not revolve around actual exams.Also being able to go back and look at the powerpoints was very helpful.
- 6 I feel like there could have been more interaction and explanation sometimes. We went through a lot of material pretty quickly and sometimes I felt like there was no time for questions
 Having the slides available on Moodle.
- 7 The lectures mixed with discussion, and I was able to take good notes.
- 8 Good supplements for the reading, excellent lectures, the assignments were perfect. I loved this class!
- 9 Dr. Manes spoke clearly and I was able to grab information from her.



Graph Legend

- HIS-101 - A
- HIST Courses
- All Courses

HIS-101 - A

--- Survey Comparisons ---

Course Questions
General Questions

	Responses							Course			HIST			All				
	SD	0	0	0	0	0	SA	N	Mean	Med.	Mode	Std Dev	N	Mean	Pct Rnk	N	Mean	Pct Rnk
Q7 There were aspects of the course that were not effective in helping you learn.	9	2	0	1	0	1	1	14	2.1	1	1	1.96	113	2.6	31	2.2K	3.3	16

Responses: [SD] Strongly Disagree=1 [0] 0=2 [0] 0=3 [0] 0=4 [0] 0=5 [0] 0=6 [SA] Strongly Agree=7
Pct Rnk: Percentile Rank (100 is best, calculated vs. precise Mean)

Q8 - Please explain or comment on the question above.

Response Rate: 35.71% (5 of 14)

- 1 it was a great class!!
- 2 There wasn't anything that really didn't help me.
- 3 I did not see anything this semester that was truly unhelpful
- 4 I did not dislike anything about the course.
- 5 Everything in this course was beneficial in some aspect.



Graph Legend

- HIS-101 - A
- HIST Courses
- All Courses

Course Questions
General Questions

	Responses							Course			HIST			All				
	SD	0	0	0	0	0	SA	N	Mean	Med.	Mode	Std Dev	N	Mean	Pct Rnk	N	Mean	Pct Rnk
Q9 This course was intellectually challenging.	0	0	0	0	4	5	5	14	6.1	6	6,7	.80	115	6.2	42	2.2K	5.8	61

Responses: [SD] Strongly Disagree=1 [0] 0=2 [0] 0=3 [0] 0=4 [0] 0=5 [0] 0=6 [SA] Strongly Agree=7
Pct Rnk: Percentile Rank (100 is best, calculated vs. precise Mean)

Q10 - Please explain or comment on the question above.

Response Rate: 57.14% (8 of 14)

- 1 This course was intellectually challenging for me because I am not a history person. I lean more towards Math so learning material in this course was difficult to a certain capacity but the professor made it interesting.
- 2 The class was challenging and sometimes the subjects were difficult to understand, but they weren't so much so that I couldn't figure them out eventually.
- 3 OMG! So much of the material made me think about the world and how it actually became the WORLD itself.
- 4 It was intellectually challenging but not so difficult that I was frustrated.
- 5 It made me thinks about several topics that I have never really thought about.
- 6 I thought that the course was challenging, but not anything that was not feasible.
- 7 I felt that this course allowed me to go as far and as deep into the subjects that I wanted, while not requiring an undue amount of work for those who did not want to go nearly as deep into the material as I wanted to.

As a 100 level course, I think the course was challenging.

8 It wasn't extremely challenging for me, just because I had taken other history classes (with Dr. Manes) which were a lot more challenging, and now going back to a 100-level class seemed easy.

I still learned a lot although I knew, taking this class, that it would be a lot simpler than other classes I took before.



Graph Legend

- HIS-101 - A
- HIST Courses
- All Courses

Course Questions
General Questions

HIS-101 - A										--- Survey Comparisons ---						
Responses					Course					HIST			All			
SD	0	0	0	0	SA	N	Mean	Med.	Mode	Std Dev	N	Mean	Pct Rnk	N	Mean	Pct Rnk

Q11 I made positive contributions to this course (for example, preparing for class, attending class regularly, participating in class discussions, and listening to others).

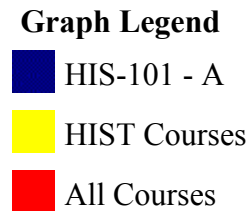
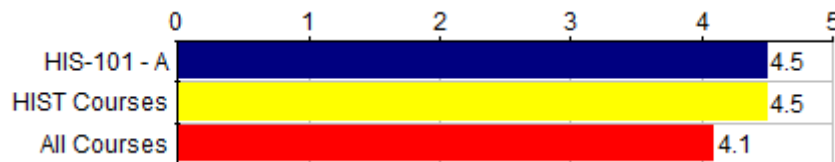
0 0 0 0 2 7 5 14 6.2 6 6 .67 115 6.1 73 2.2K 6.1 58

Responses: [SD] Strongly Disagree=1 [0] 0=2 [0] 0=3 [0] 0=4 [0] 0=5 [0] 0=6 [SA] Strongly Agree=7
 Pct Rnk: Percentile Rank (100 is best, calculated vs. precise Mean)

Q12 - Please explain or comment on the question above.

Response Rate: 50.00% (7 of 14)

- 1 Sometimes I was a little shy in contributing to discussions in class because I didn't know about a subject compared to other classmates to seemed to have taken the course about 20 times.
- 2 I prepared for the class by completing the readings and paying attention. I even recorded many of the lectures to listen to them again when going over notes
- 3 I participated in class and asked some questions that I struggled with asking.
- 4 I never missed a class mostly because I could not afford to with all of the material that was given in every lecture. I participated and asked many questions. I listened very attentively to the lectures and I don't think that i missed more than 2 classes.
- 5 Participation is not my strong suit but I still tried to contribute, asking/answering questions.
- 6 I came to class every time it met and I tried to participate, although I'm not very talkative. I preferred listening to everyone else.
- 7 I believe I should have more thoroughly examined the reading and that would have helped me to be a better studen



HIS-101 - A

--- Survey Comparisons ---

Course Questions
 General Questions

Responses

Course

HIST

All

Std

Pct

Pct

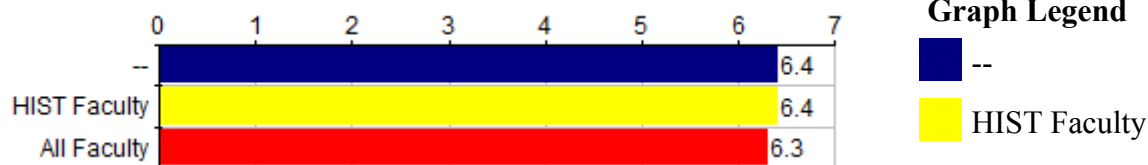
	U	P	G	VG	E	N	Mean	Med.	Mode	Dev	N	Mean	Rnk	N	Mean	Rnk
Q13 Overall rating of the course.	0	0	1	5	8	14	4.5	5	5	.63	116	4.5	35	2.3K	4.1	73

Responses: [U] unsatisfactory=1 [P] poor=2 [G] good=3 [VG] very good=4 [E] excellent=5
 Pct Rnk: Percentile Rank (100 is best, calculated vs. precise Mean)

Q14 - Please explain or comment on the question above.

Response Rate: 71.43% (10 of 14)

- 1 This was great!!!! Thank you!!
- 2 This course was not too hard yet it still challenged me. It was a great and I loved it.
 The teacher made the material both interesting and easy to understand. The readings were all very relevant and brought a lot to the course and my understanding of the subject. I knew already some things about European History but I learned a lot more. The class also really helped me clarify and reevaluate what I already knew about European History. The final project was very interesting and allowed us to develop knowledge on topics that interested in particular.
- 4 The professor does not make it hard for a student to excel in this course. I would recommend it to any Agnes Scott student.
- 5 Overall I enjoyed this class
- 6 Loved this course and thought that Dr. Manes was spot on and made even crop rotation sound interesting.
- 7 I loved this course and found the material to be challenging, but very beneficial to understanding the history! The primary sources were awesome and very interesting!
- 8 I loved this class! Really interesting, and challenging enough to where it's not boring but not too difficult.
- 9 I loved attending the classes. They were fascinating and enjoyable, with engaging discussions. The subject matter and reading material were also very interesting. I would definitely recommend this course and professor to someone else!
- 10 I learned so much from this class and thought it was a great environment. Dr. Manes is very knowledgeable and related the information in a manner that made it fun to learn



Instructor Questions General Instructor Questions	Responses										--- Survey Comparisons ---										
	SD		0		0		0		3		SA	N	Mean	Med.	Mode	Std Dev	N	Mean	Pct Rnk	N	Mean
Q15 The instructor defined the plan for the course, including what was required of students (for example, stated the plan for the course in the syllabus, in the class).	0	1	0	0	0	0	3	10	14	6.4	7	7	1.29	114	6.4	35	2.3K	6.3	46		

Responses: [SD] Strongly Disagree=1 [0] 0=2 [0] 0=3 [0] 0=4 [0] 0=5 [0] 0=6 [SA] Strongly Agree=7
 Pct Rnk: Percentile Rank (100 is best, calculated vs. precise Mean)

Q16 - Please explain or comment on the question above.

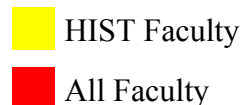
Faculty: Manes, Yael

Response Rate: 57.14% (8 of 14)

- 1 This class followed the syllabus almost exactly and was very easy to keep up to date on even when there had to be changes
- 2 There were many assignments that were not fully described in the syllabus. Please make the due dates for the curiosity cabinet clearer as well as the fact that you will not present the project.
- 3 The syllabus was very clear and followed.
- 4 The final project could have used a little more explaining up front and I didn't find the library day particularly helpful. Other than that we followed the syllabus and things were very clear.
- 5 Syllabus was very clear and she always reminded us of what was needed.
- 6 Everything on the syllabus was explained and the readings were very well outlined. I knew what needed to be prepared for class every time it met.
- 7 Everything was outlined lucidly on the syllabus and/or on moodle. The professor explained everything clearly and was very accessible if we had questions.
- 8 Everything was clearly explained and we knew what to expect both in class and for the assignments.

Graph Legend





Instructor Questions	--											--- Survey Comparisons ---						
	Responses					Individual						HIST			All			
General Instructor Questions	SD	0	0	0	0	0	SA	N	Mean	Med.	Mode	Std Dev	N	Mean	Pct Rnk	N	Mean	Pct Rnk
Q17 The instructor was available to students outside of class (for example, held office hours, responded to emails and other student efforts to contact the instructor).	1	0	0	0	2	2	7	12	6.0	7	7	1.68	109	6.4	12	2.2K	6.3	28

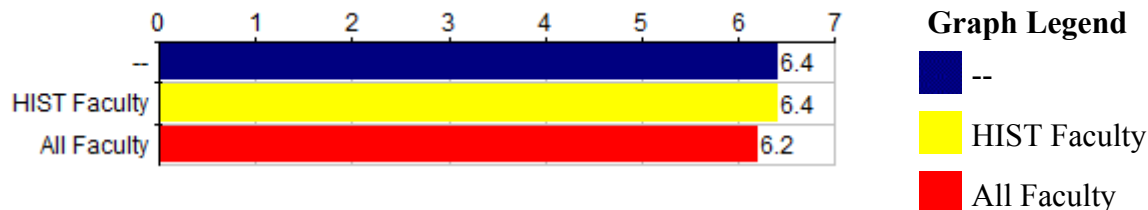
Responses: [SD] Strongly Disagree=1 [0] 0=2 [0] 0=3 [0] 0=4 [0] 0=5 [0] 0=6 [SA] Strongly Agree=7
 Pct Rnk: Percentile Rank (100 is best, calculated vs. precise Mean)

Q18 - Please explain or comment on the question above.

Faculty: Manes, Yael

Response Rate: 50.00% (7 of 14)

- 1 The office hours and emails were very effective. I liked that responses to emails were generally quick.
- 2 The office hours were very early in the morning before class, after class the professor would be the first to leave. Did not respond to emails in a timely fashion. Was not very punctual.
- 3 She would stay after class if we had questions, and was great with emails. I personally never went to office hours, but we did email several times and she always responded in a very reasonable amount of time. She is also really good at working classroom tech.
- 4 She responded to emails very quickly and was more than willing to meet during office hours or by appointment.
- 5 She offered office hours but I did not get the chance to go to them because they were during another class of mine. She always responded to my emails very quickly though.
- 6 Did not see a strong need to visit but I think she would have been available.
- 7 Always responding to my emails and available during office hours (and if not, willing to make appointments).



Instructor Questions	--										--- Survey Comparisons ---							
	Responses					Individual					HIST			All				
General Instructor Questions	SD	0	0	0	0	SA	N	Mean	Med.	Mode	Std Dev	N	Mean	Pct Rnk	N	Mean	Pct Rnk	
The instructor clarified material that required further explanation (for example, listened to questions, responded to students).	0	0	1	0	2	0	11	14	6.4	7	7	1.18	115	6.4	35	2.3K	6.2	51

Responses: [SD] Strongly Disagree=1 [0] 0=2 [0] 0=3 [0] 0=4 [0] 0=5 [0] 0=6 [SA] Strongly Agree=7
 Pct Rnk: Percentile Rank (100 is best, calculated vs. precise Mean)

Q20 - Please explain or comment on the question above.

Faculty: Manes, Yael

Response Rate: 50.00% (7 of 14)

1 She did clarify but sometimes she seem to have a attitude with the student asking it.

Overall the material was clarified but many times there were stones left unturned. After the midterm there were still many misconceptions (which i felt was clearly seen by exam grades) but never did the professor return to these concepts and say well this is what I wanted you all to get from this lesson. Class time was usually so tight that questions seemed impossible to ask

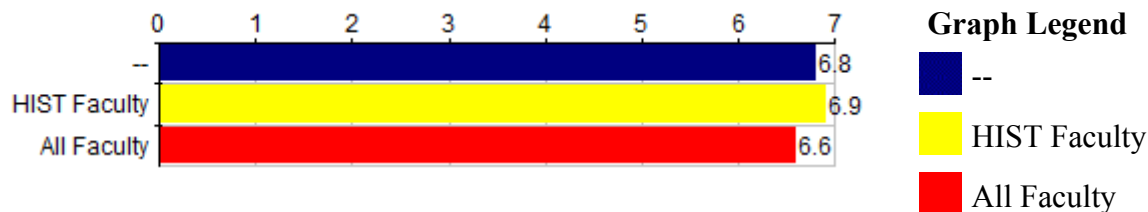
3 Everything was explained in class. If we had questions, she answered right then and there.

4 Dr. Manes would always take time for questions and answer them thoroughly.

5 Any time there was a question, it was answered in detail.

6 Always!

7 Always answered questions and clarified in a knowledgeable manner. Seemed to completely cover questions



Instructor Questions

General Instructor Questions

	Responses				Individual				--- Survey Comparisons ---									
	SD	0	0	0	0	0	SA	N	Mean	Med.	Mode	Std Dev	N	Mean	Pct Rnk	N	Mean	Pct Rnk
Q21 The instructor treated students with respect.	0	0	0	0	1	1	12	14	6.8	7	7	.56	114	6.9	19	2.3K	6.6	56

Responses: [SD] Strongly Disagree=1 [0] 0=2 [0] 0=3 [0] 0=4 [0] 0=5 [0] 0=6 [SA] Strongly Agree=7
Pct Rnk: Percentile Rank (100 is best, calculated vs. precise Mean)

Q22 - Please explain or comment on the question above.

Faculty: Manes, Yael

Response Rate: 35.71% (5 of 14)

- 1 Was always very open to class input
- 2 Very approachable and appreciative of our work.
- 3 She never treated anyone with disrespect at all.
- 4 I never experienced a point in time when she did not seem respectful or kind to me or another student.
- 5 Always very respectful and nice even when it may have been tough.





■ All Faculty

Instructor Questions	--										--- Survey Comparisons ---							
	Responses					Individual					HIST			All				
General Instructor Questions	SD	0	0	0	0	0	SA	N	Mean	Med.	Mode	Std Dev	N	Mean	Pct Rnk	N	Mean	Pct Rnk
Q23 The instructor clearly defined how assignments would be evaluated.	0	0	2	0	0	4	8	14	6.1	7	7	1.36	114	6.3	35	2.3K	6.1	43

Responses: [SD] Strongly Disagree=1 [0] 0=2 [0] 0=3 [0] 0=4 [0] 0=5 [0] 0=6 [SA] Strongly Agree=7
 Pct Rnk: Percentile Rank (100 is best, calculated vs. precise Mean)

Q24 - Please explain or comment on the question above.

Faculty: Manes, Yael

Response Rate: 50.00% (7 of 14)

- 1 The standards could have been clarified.
- 2 Sometimes I didn't know if our group projects were going to be graded as a whole or individually, but that's about it.
- 3 Needed a little bit more info on final project up front, but great other than that. Loved the comments to the mid-term, they were really helpful!
- 4 Every assignment was explained on Moodle and in class by the professor, including how it would be graded and how to get an A.
- 5 Dr. Manes always thoroughly explained the assignments.
- 6 Assignments were very clear in the syllabus along with ample time to complete.
- 7 Always!

Graph Legend



Instructor Questions

General Instructor Questions

Q25 Overall rating of the teaching of the course.

		--											--- Survey Comparisons ---				
		Responses					Individual						HIST		All		
		U	P	G	VG	E	N	Mean	Med.	Mode	Std Dev	N	Mean	Pct Rnk	N	Mean	Pct Rnk
Q25	Overall rating of the teaching of the course.	0	0	0	4	10	14	4.7	5	5	.45	115	4.5	65	2.3K	4.2	81

Responses: [U] unsatisfactory=1 [P] poor=2 [G] good=3 [VG] very good=4 [E] excellent=5
Pct Rnk: Percentile Rank (100 is best, calculated vs. precise Mean)

Q26 - Please explain or comment on the question above.

Faculty: Manes, Yael

Response Rate: 57.14% (8 of 14)

1 The teaching was great! I was never bored and if a subject was boring, it was made interesting by discussion and the lecture.

2 Professor Manes you are great!

3 I would totally take another. She never penalized me for asking a lot of questions. :)

I will say I notice how she only choice three or four students and then told us some of our grade was participation, how if she only let a handful really participate.

4 Her lectures are a little dry she does not bring a spark to her teaching (its history it need a spark). Overall she was a very nice lady and I like how she put her PowerPoint on moodle even if they had not content it helped you follow along.

5 I loved the professor. She was helpful, great at teaching, funny, etc. I would recommend taking a class with her to anyone.

I love Dr. Manes and think she is an amazing instructor! She is always prepared for class discussion and is very helpful! She ties medieval european times to modern themes and helps students connect ideas and beliefs, which in turn helps students get a better understanding of what we are learning and its significance not only to us as students, but to us as modern day human beings. Through this class I was able to understand why Medieval Europe is important to understand and how its history plays a role in societies today!!! Thank you for a great semester!

7 I enjoyed this class. i did feel that the midterm grades should have been more concrete rather than how you think we were doing. And I felt like maybe for a 200 level course your grading scale may have been a bit too harsh. Especially when topics were not covered as fully as they could have been.

8 I absolutely loved this course and would love to take another with Dr. Manes

2014 Fall Semester Evaluations
14/FA (2014)

Agnes Scott College
Agnes Scott


Course: HIS-305 A - Middle Ages: Culture, Society

Department: HIST

Responsible Faculty: Yael Manes

Responses / Expected: 4 / 6 (66.67%)

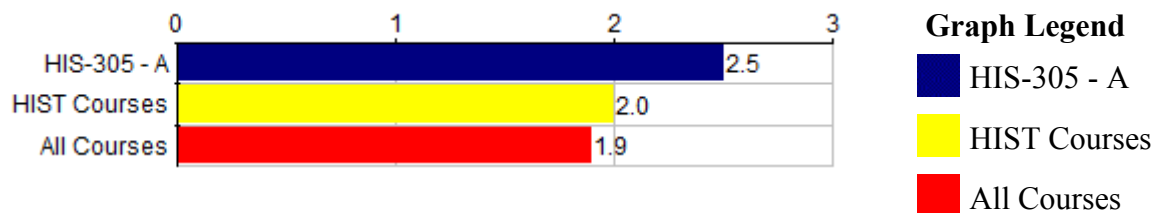
Overall Mean:
 6.4 Strong Disagreement to Strong Agree (36 responses)
 5.0 unsatisfactory to excellent (8 responses)
 3.3 Class year (4 responses)
 2.5 Reason for taking course (4 responses)



Student Demographics	HIS-305 - A													--- Survey Comparisons ---				
	Responses								Course					HIST		All		
Student Year/Course Selection	FY	S	J	S	MAT	P	N	Mean	Med.	Mode	Std Dev	N	Mean	Pct Rnk	N	Mean	Pct Rnk	
Q1 What is your class year?	0	1	1	2	0	0	4	3.3	3.5	4	.83	110	2.5	77	2.3K	2.5	78	
Responses: [FY] first year=1 [S] sophomore=2 [J] junior=3 [S] senior=4 [MAT] MAT=5 [P] PBPM=6 Pct Rnk: Percentile Rank (100 is best, calculated vs. precise Mean)																		

Q2 - If your class year is other, please specify.

Response Rate: No participants responded to this question. (0 of 4)



Student Demographics
Student Year/Course Selection

HIS-305 - A

--- Survey Comparisons ---

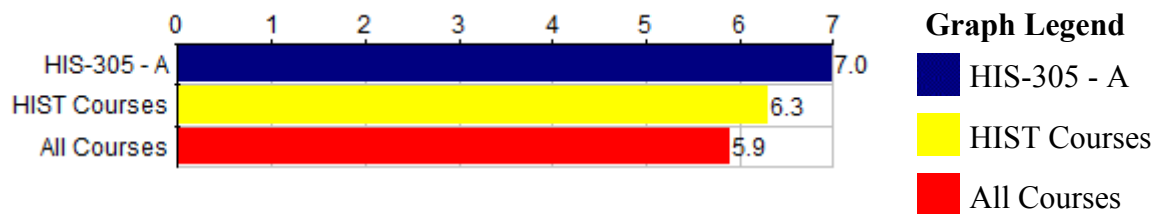
Responses	Course				HIST		All							
	ADR	AMR	AE	N	Mean	Med.	Mode	Std Dev	N	Mean	Pct Rnk	N	Mean	Pct Rnk
Q3 I took this course as:	0	2	2	4	2.5	2.5	2,3	.50	108	2.0	88	2.2K	1.9	90

Responses: [ADR] a distributional requirement=1 [AMR] a major/minor requirement=2 [AE] an elective=3
Pct Rnk: Percentile Rank (100 is best, calculated vs. precise Mean)

Q4 - If the reason you took the course is other, please explain.

Response Rate: 25.00% (1 of 4)

1 Although it meets minor requirements, I also took this class as an elective course because I love all of Dr. Manes' classes!



Course Questions
General Questions

HIS-305 - A

--- Survey Comparisons ---

Responses		Course				HIST		All									
SD	0	0	0	0	0	SA	N	Mean	Med.	Mode	Std Dev	N	Mean	Pct Rnk	N	Mean	Pct Rnk

Q5 There were aspects of the course that were especially effective in helping you learn.

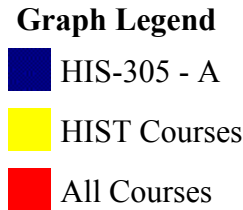
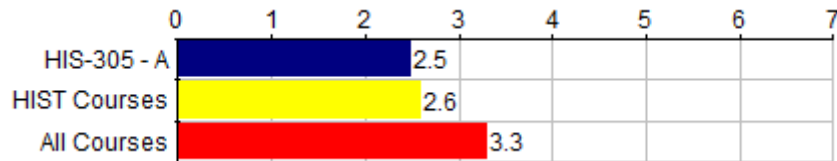
0 0 0 0 0 0 4 4 7.0 7 7 0 116 6.3 88 2.2K 5.9 97

Responses: [SD] Strongly Disagree=1 [0] 0=2 [0] 0=3 [0] 0=4 [0] 0=5 [0] 0=6 [SA] Strongly Agree=7
Pct Rnk: Percentile Rank (100 is best, calculated vs. precise Mean)

Q6 - Please explain or comment on the question above .

Response Rate: 50.00% (2 of 4)

- 1 The small class size and discussions were great. It felt more like a really nerdy book club than a class, and I think that helped us learn while keeping us interested in the material.
- 2 The moodle discussions where very helpful, they made me think really hard on what I had read for class before hand. I also got a chance to see my classmates views on the readings.



Course Questions	HIS-305 - A												--- Survey Comparisons ---					
	Responses						Course						HIST			All		
General Questions	SD	0	0	0	0	0	SA	N	Mean	Med.	Mode	Std Dev	N	Mean	Pct Rnk	N	Mean	Pct Rnk
Q7	3	0	0	0	0	0	1	4	2.5	1	1	2.60	113	2.6	58	2.2K	3.3	27


Q7 There were aspects of the course that were not effective in helping you learn.

Responses: [SD] Strongly Disagree=1 [0] 0=2 [0] 0=3 [0] 0=4 [0] 0=5 [0] 0=6 [SA] Strongly Agree=7
Pct Rnk: Percentile Rank (100 is best, calculated vs. precise Mean)

Q8 - Please explain or comment on the question above.

Response Rate: 25.00% (1 of 4)

1 This class is structured really well. I have no complaints.



Graph Legend

- HIS-305 - A
- HIST Courses
- All Courses

Course Questions
General Questions

Q9 This course was intellectually challenging.

Responses	HIS-305 - A				--- Survey Comparisons ---									
	SD	0	1	2	HIST		All							
	0	1	2	3	4	5	6	7	N	Mean	Pct Rnk	N	Mean	Pct Rnk
0	0	0	0	0	0	0	0	0	115	6.2	73	2.2K	5.8	81

Responses: [SD] Strongly Disagree=1 [0] 0=2 [0] 0=3 [0] 0=4 [0] 0=5 [0] 0=6 [SA] Strongly Agree=7
Pct Rnk: Percentile Rank (100 is best, calculated vs. precise Mean)

Q10 - Please explain or comment on the question above.

Response Rate: 25.00% (1 of 4)

1 I loved our class discussions. They really got my brain moving.



Graph Legend

- HIS-305 - A
- HIST Courses
- All Courses

Course Questions General Questions	HIS-305 - A											--- Survey Comparisons ---					
	Responses						Course					HIST			All		
	SD	0	0	0	0	0	SA	N	Mean	Med.	Mode	Std Dev	N	Mean	Pct Rnk	N	Mean

Q11 I made positive contributions to this course (for example, preparing for class, attending class regularly, participating in class discussions, and listening to others).

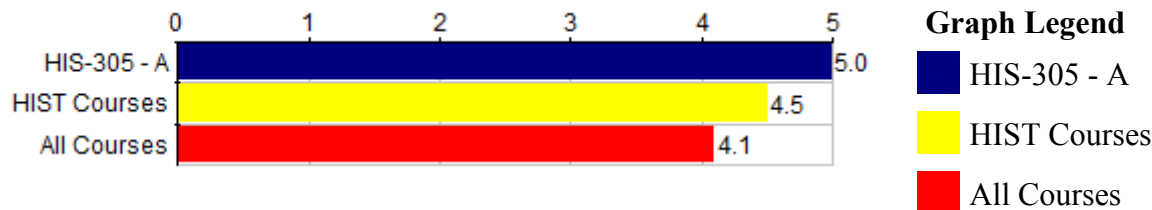
0	0	0	0	1	0	3	4	6.5	7	7	.87	115	6.1	81	2.2K	6.1	78
---	---	---	---	---	---	---	---	-----	---	---	-----	-----	-----	----	------	-----	----

Responses: [SD] Strongly Disagree=1 [0] 0=2 [0] 0=3 [0] 0=4 [0] 0=5 [0] 0=6 [SA] Strongly Agree=7
Pct Rnk: Percentile Rank (100 is best, calculated vs. precise Mean)

Q12 - Please explain or comment on the question above.

Response Rate: 25.00% (1 of 4)

1 I wish I had been able to make it to every single class because I was always ready to talk about whatever we were covering that day.



Course Questions General Questions	HIS-305 - A											--- Survey Comparisons ---					
	Responses						Course					HIST			All		
	U	P	G	VG	E	N	Mean	Med.	Mode	Std Dev	N	Mean	Pct Rnk	N	Mean	Pct Rnk	

Q13 Overall rating of the course.

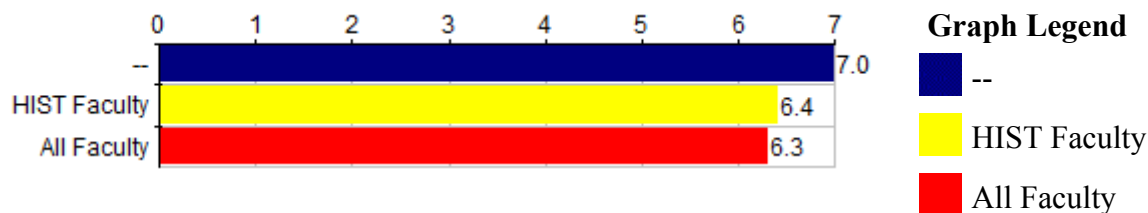
0	0	0	0	4	4	5.0	5	5	0	116	4.5	92	2.3K	4.1	96
---	---	---	---	---	---	-----	---	---	---	-----	-----	----	------	-----	----

Responses: [U] unsatisfactory=1 [P] poor=2 [G] good=3 [VG] very good=4 [E] excellent=5
Pct Rnk: Percentile Rank (100 is best, calculated vs. precise Mean)

Q14 - Please explain or comment on the question above.

Response Rate: 25.00% (1 of 4)

1 I wanted something fun and interesting to fill out my schedule and I definitely chose wisely. It made me wonder if I should have been a history major.



Instructor Questions	--											--- Survey Comparisons ---					
	Responses					Individual						HIST			All		
General Instructor Questions	SD	0	0	0	0	SA	N	Mean	Med.	Mode	Std Dev	N	Mean	Pct Rnk	N	Mean	Pct Rnk
Q15 The instructor defined the plan for the course, including what was required of students (for example, stated the plan for the course in the syllabus, in the class).	0	0	0	0	0	4	4	7.0	7	7	0	114	6.4	92	2.3K	6.3	95

Responses: [SD] Strongly Disagree=1 [0] 0=2 [0] 0=3 [0] 0=4 [0] 0=5 [0] 0=6 [SA] Strongly Agree=7
 Pct Rnk: Percentile Rank (100 is best, calculated vs. precise Mean)

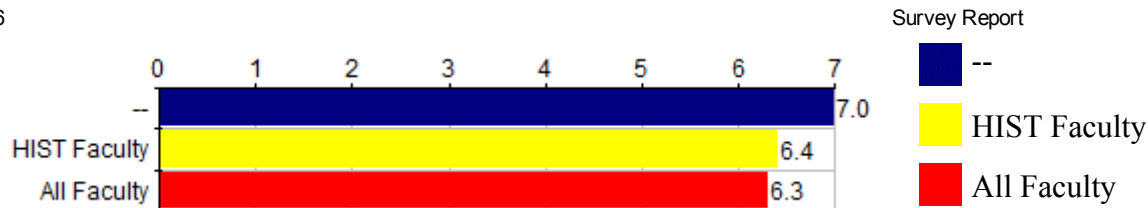
Q16 - Please explain or comment on the question above.

Faculty: Manes, Yael

Response Rate: 25.00% (1 of 4)

1 Syllabus was clear

Graph Legend



Instructor Questions	Responses		Individual				--- Survey Comparisons ---							
	SD	N	Mean	Med.	Mode	Std Dev	HIST			All				
General Instructor Questions	0	1	2	3	4	5	6	7	N	Mean	Pct Rnk	N	Mean	Pct Rnk

The instructor was available to students outside of class
 Q17 (for example, held office hours, responded to emails and other student efforts to contact the instructor).

0	0	0	0	0	0	0	0	4	4	7.0	7	7	0	109	6.4	92	2.2K	6.3	94
---	---	---	---	---	---	---	---	---	---	-----	---	---	---	-----	-----	----	------	-----	----

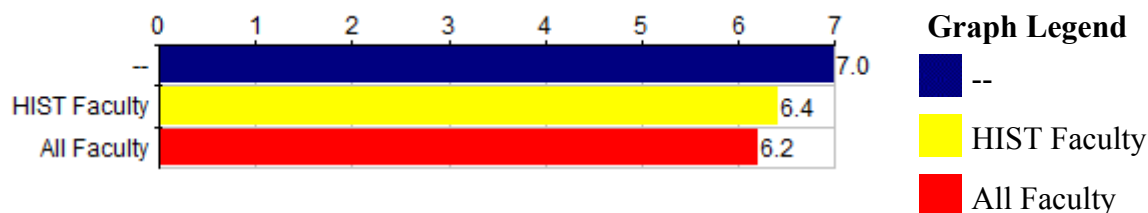
Responses: [SD] Strongly Disagree=1 [0] 0=2 [0] 0=3 [0] 0=4 [0] 0=5 [0] 0=6 [SA] Strongly Agree=7
 Pct Rnk: Percentile Rank (100 is best, calculated vs. precise Mean)

Q18 - Please explain or comment on the question above.

Faculty: Manes, Yael

Response Rate: 25.00% (1 of 4)

1 She's great at responding to emails and sends out updates promptly when necessary



Instructor Questions	Responses		Individual				--- Survey Comparisons ---							
	SD	N	Mean	Med.	Mode	Std Dev	HIST			All				
General Instructor Questions	0	1	2	3	4	5	6	7	N	Mean	Pct Rnk	N	Mean	Pct Rnk

	SD	0	0	0	0	0	SA	N	Mean	Med.	Mode	Std Dev	N	Mean	Pct Rnk	N	Mean	Pct Rnk
--	----	---	---	---	---	---	----	---	------	------	------	---------	---	------	---------	---	------	---------

Q19 The instructor clarified material that required further explanation (for example, listened to questions, responded to students).

0	0	0	0	0	0	0	4	4	7.0	7	7	0	115	6.4	92	2.3K	6.2	95
---	---	---	---	---	---	---	---	---	-----	---	---	---	-----	-----	----	------	-----	----

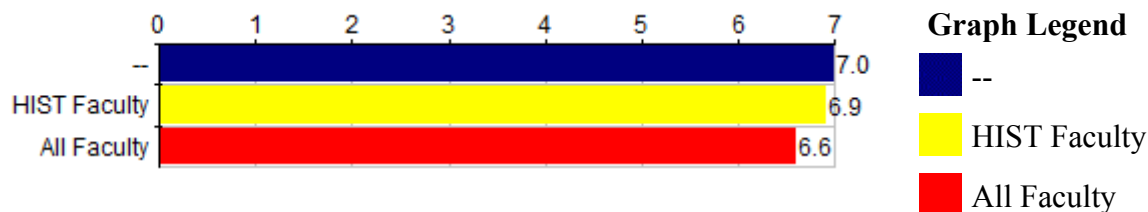
Responses: [SD] Strongly Disagree=1 [0] 0=2 [0] 0=3 [0] 0=4 [0] 0=5 [0] 0=6 [SA] Strongly Agree=7
 Pct Rnk: Percentile Rank (100 is best, calculated vs. precise Mean)

Q20 - Please explain or comment on the question above.

Faculty: Manes, Yael

Response Rate: 50.00% (2 of 4)

- 1 Our class discussions were excellent for comprehension.
- 2 I was particularly impressed at how Dr. Manes worked our questions into the discussion as a whole.



Instructor Questions General Instructor Questions	Responses												Individual						--- Survey Comparisons ---					
													HIST						All					
	SD	0	0	0	0	0	SA	N	Mean	Med.	Mode	Std Dev	N	Mean	Pct Rnk	N	Mean	Pct Rnk						
Q21 The instructor treated students with respect.	0	0	0	0	0	0	4	4	7.0	7	7	0	114	6.9	73	2.3K	6.6	88						

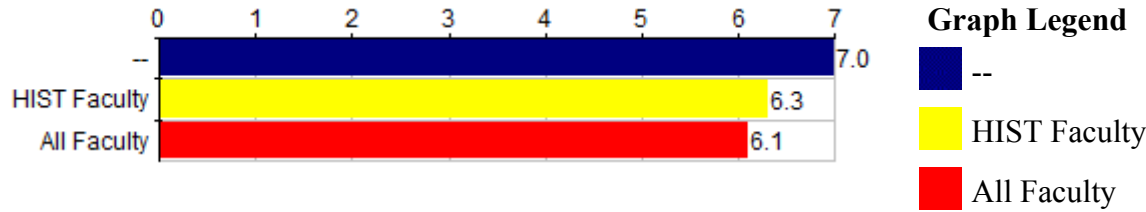
Responses: [SD] Strongly Disagree=1 [0] 0=2 [0] 0=3 [0] 0=4 [0] 0=5 [0] 0=6 [SA] Strongly Agree=7
 Pct Rnk: Percentile Rank (100 is best, calculated vs. precise Mean)

Q22 - Please explain or comment on the question above.

Faculty: Manes, Yael

Response Rate: 25.00% (1 of 4)

1 She was always very friendly and polite.



Instructor Questions
General Instructor Questions

												--- Survey Comparisons ---									
												HIST			All						
												N	Mean	Pct Rnk	N	Mean	Pct Rnk				
Q23	The instructor clearly defined how assignments would be evaluated.	SD	0	0	0	0	0	0	SA	4	4	7.0	7	7	0	114	6.3	92	2.3K	6.1	95

Responses: [SD] Strongly Disagree=1 [0] 0=2 [0] 0=3 [0] 0=4 [0] 0=5 [0] 0=6 [SA] Strongly Agree=7
Pct Rnk: Percentile Rank (100 is best, calculated vs. precise Mean)


Q24 - Please explain or comment on the question above.

Faculty: Manes, Yael

Response Rate: 25.00% (1 of 4)

1 She provided specific guidelines and rubrics. The syllabus also outlined how assignments would be graded.

Graph Legend



Instructor Questions	--										--- Survey Comparisons ---					
	Responses					Individual					HIST		All			
General Instructor Questions	U	P	G	VG	E	N	Mean	Med.	Mode	Std Dev	N	Mean	Pct Rnk	N	Mean	Pct Rnk
Q25 Overall rating of the teaching of the course.	0	0	0	0	4	4	5.0	5	5	0	115	4.5	92	2.3K	4.2	95

Responses: [U] unsatisfactory=1 [P] poor=2 [G] good=3 [VG] very good=4 [E] excellent=5
Pct Rnk: Percentile Rank (100 is best, calculated vs. precise Mean)

Q26 - Please explain or comment on the question above.

Faculty: Manes, Yael

Response Rate: 50.00% (2 of 4)

- I love Dr. Manes and all of the classes she has taught the past 3 years! She is brilliant, intellectually stimulating, and always comes to class with a positive attitude! I will miss her so much next semester and wish I could take one of her classes for my final semester at Agnes Scott College.
- Dr. Manes is a fantastic professor. I wish I could take more of her classes before I graduate.

2014 Fall Semester Evaluations
14/FA (2014)

Agnes Scott College
Agnes Scott

Merged Courses: HIS-343 A - Fam, Love & Marr, Premod Europ
 WS-343 A - Fam, Love & Marr, Premod Europ


Department: HIST

Responsible Faculty: Yael Manes

Responses / Expected: 12 / 17 (70.59%)

6.1 Strong Disagreement to Strong Agree (107 responses)
 4.8 unsatisfactory to excellent (24 responses)

Overall Mean: 2.8 Class year (12 responses)
 1.9 Reason for taking course (10 responses)

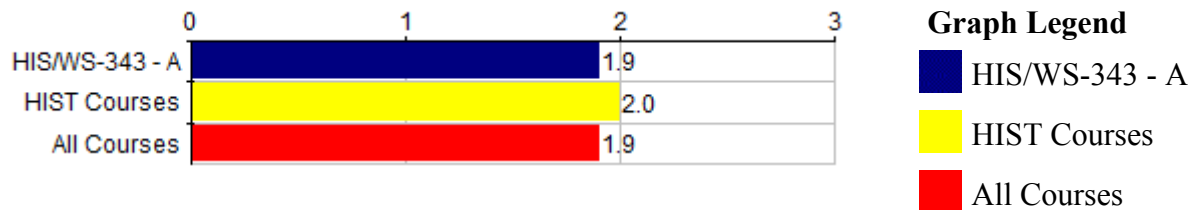


Student Demographics Student Year/Course Selection	HIS/WS-343 - A												--- Survey Comparisons ---				
	Responses							Course					HIST		All		
	FY	S	J	S	MAT	P	N	Mean	Med.	Mode	Std Dev	N	Mean	Pct Rnk	N	Mean	Pct Rnk
Q1 What is your class year?	2	2	5	3	0	0	12	2.8	3	3	1.01	110	2.5	50	2.3K	2.5	60

Responses: [FY] first year=1 [S] sophomore=2 [J] junior=3 [S] senior=4 [MAT] MAT=5 [P] PBPM=6
 Pct Rnk: Percentile Rank (100 is best, calculated vs. precise Mean)

Q2 - If your class year is other, please specify.

Response Rate: No participants responded to this question. (0 of 12)



Student Demographics Student Year/Course Selection	HIS/WS-343 - A												--- Survey Comparisons ---			
	Responses							Course					HIST		All	

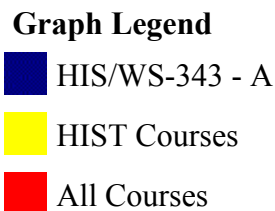
	Responses				Course			HIST			All			
	ADR	AMR	AE	N	Mean	Med.	Mode	Std Dev	N	Mean	Pct Rnk	N	Mean	Pct Rnk
Q3 I took this course as:	2	7	1	10	1.9	2	2	.54	108	2.0	19	2.2K	1.9	37

Responses: [ADR] a distributional requirement=1 [AMR] a major/minor requirement=2 [AE] an elective=3
 Pct Rnk: Percentile Rank (100 is best, calculated vs. precise Mean)

Q4 - If the reason you took the course is other, please explain.

Response Rate: 25.00% (3 of 12)

- 1 interest
- 2 Though I have not yet declared, I took this class as a minor requirement.
- 3 Distributional and major requirement



Course Questions
 General Questions

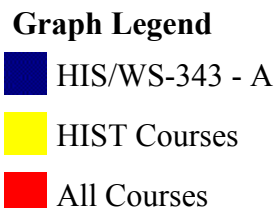
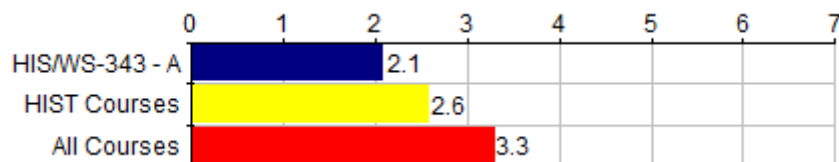
	HIS/WS-343 - A										--- Survey Comparisons ---								
	Responses				Course						HIST		All						
	SD	0	0	0	0	0	0	SA	N	Mean	Med.	Mode	Std Dev	N	Mean	Pct Rnk	N	Mean	Pct Rnk
Q5 There were aspects of the course that were especially effective in helping you learn.	0	0	0	1	0	1	10	12	6.7	7	7	.85	116	6.3	62	2.2K	5.9	85	

Responses: [SD] Strongly Disagree=1 [0] 0=2 [0] 0=3 [0] 0=4 [0] 0=5 [0] 0=6 [SA] Strongly Agree=7
 Pct Rnk: Percentile Rank (100 is best, calculated vs. precise Mean)

Q6 - Please explain or comment on the question above .

Response Rate: 58.33% (7 of 12)

- 1 The readings were very helpful and pertained closely to the theme of the course.
- 2 The class was based around personal reading and discussion in class. I really enjoyed how students took turns leading the day regarding what was read and the discussion around it.
- 3 She is great!
- 4 LOVED the class discussion.
- 5 I really loved the way we had student-led discussions by a presenter. It was a cool way to learn individually and as a class.
- 6 I learned a great deal of history through the assigned readings which were very intriguing.
- 7 Discussing the readings as a class helped me to understand and develop a clearer picture of their historical context, including the intended audience and traditions from the time period.



Course Questions
General Questions

HIS/WS-343 - A													--- Survey Comparisons ---					
Responses						Course							HIST			All		
SD	0	0	0	0	0	SA	N	Mean	Med.	Mode	Std Dev	N	Mean	Pct Rnk	N	Mean	Pct Rnk	

Q7 There were aspects of the course that were not effective in helping you learn.

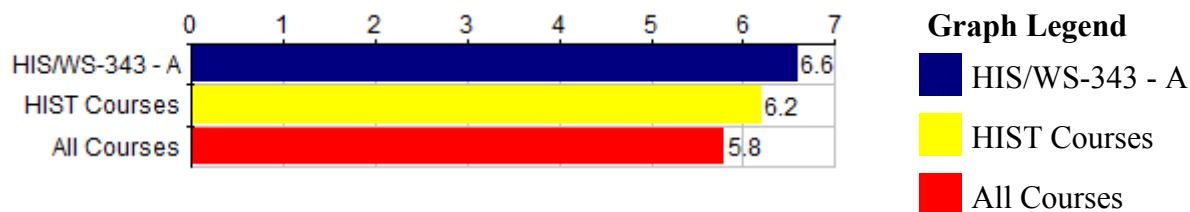
8	2	0	0	0	1	1	12	2.1	1	1	2.02	113	2.6	19	2.2K	3.3	15
---	---	---	---	---	---	---	----	-----	---	---	------	-----	-----	----	------	-----	----

Responses: [SD] Strongly Disagree=1 [0] 0=2 [0] 0=3 [0] 0=4 [0] 0=5 [0] 0=6 [SA] Strongly Agree=7
Pct Rnk: Percentile Rank (100 is best, calculated vs. precise Mean)

Q8 - Please explain or comment on the question above.

Response Rate: 16.67% (2 of 12)

- 1 Most of the class was based on the assigned readings so it was up to myself to read in order to learn. Therefore, there were no aspects of the course that were not effective in helping me learn
- 2 Discussion is my favorite way to learn. I felt very trusted; unlike classes that are constantly throwing up forum questions or pop quizzes to drill you on basic facts, I loved how it was assumed we all did the work and were encouraged to talk about what we'd read instead of regurgitating info.



Course Questions	HIS/WS-343 - A											--- Survey Comparisons ---						
	Responses					Course						HIST			All			
General Questions	SD	0	0	0	0	0	SA	N	Mean	Med.	Mode	Std Dev	N	Mean	Pct Rnk	N	Mean	Pct Rnk
Q9 This course was intellectually challenging.	0	0	0	0	1	3	8	12	6.6	7	7	.64	115	6.2	81	2.2K	5.8	84

Responses: [SD] Strongly Disagree=1 [0] 0=2 [0] 0=3 [0] 0=4 [0] 0=5 [0] 0=6 [SA] Strongly Agree=7
Pct Rnk: Percentile Rank (100 is best, calculated vs. precise Mean)

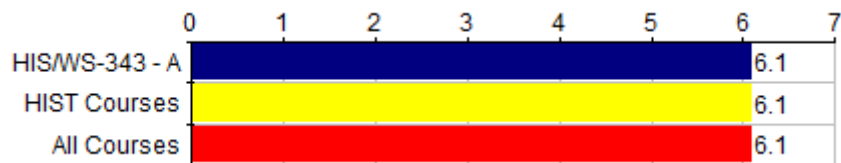
Q10 - Please explain or comment on the question above.

Response Rate: 50.00% (6 of 12)

- 1 This class forced me to think critically when engaging with the texts. It also brought in new concepts that I had never thought possible, such as homosexuality being seen as acceptable.
- 2 The readings could be very dense. I usually really needed the class discussion to make full sense of it.
- 3 The coursework was challenging, but not overwhelming. I looked forward to doing my work for this class.
The course required full participation in the classroom as well as a full comprehension of all the readings. I also felt challenged because this was only my second history course at Agnes. My first course was a 200 level and I assumed, because of my better performance then, I could manage/handle the work load. I was not completely prepared for the 300 level.

5 Some of the reading were challenging to follow.

6 It was hard to get out of the projection of modern views on pre-modern history. I really enjoyed the challenge of my first college-level research/essay.



Graph Legend

- HIS/WS-343 - A
- HIST Courses
- All Courses

Course Questions	HIS/WS-343 - A										--- Survey Comparisons ---						
	Responses					Course					HIST			All			
General Questions	SD	0	0	0	0	SA	N	Mean	Med.	Mode	Std Dev	N	Mean	Pct Rnk	N	Mean	Pct Rnk

Q11 I made positive contributions to this course (for example, preparing for class, attending class regularly, participating in class discussions, and listening to others).

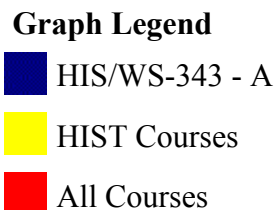
0	0	1	1	0	4	6	12	6.1	6.5	7	1.26	115	6.1	50	2.2K	6.1	44
---	---	---	---	---	---	---	----	-----	-----	---	------	-----	-----	----	------	-----	----

Responses: [SD] Strongly Disagree=1 [0] 0=2 [0] 0=3 [0] 0=4 [0] 0=5 [0] 0=6 [SA] Strongly Agree=7
 Pct Rnk: Percentile Rank (100 is best, calculated vs. precise Mean)

Q12 - Please explain or comment on the question above.

Response Rate: 33.33% (4 of 12)

- 1 Though I attended mostly every class, my participation and contribution to the class was very little. Not being well versed in the subject left me embarrassed to say something that could sound stupid.
- 2 I read the readings, but I'm not much of a talker so I was less prone to give my perspective. I listened more than I talked during class.
- 3 I definitely feel that I made positive contributions.
- 4 I attended class regularly and participated in discussion.



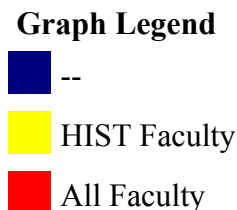
Course Questions	HIS/WS-343 - A											--- Survey Comparisons ---				
	Responses						Course					HIST		All		
General Questions	U	P	G	VG	E	N	Mean	Med.	Mode	Std Dev	N	Mean	Pct Rnk	N	Mean	Pct Rnk
Q13 Overall rating of the course.	0	0	0	3	9	12	4.8	5	5	.43	116	4.5	73	2.3K	4.1	89

Responses: [U] unsatisfactory=1 [P] poor=2 [G] good=3 [VG] very good=4 [E] excellent=5
 Pct Rnk: Percentile Rank (100 is best, calculated vs. precise Mean)

Q14 - Please explain or comment on the question above.

Response Rate: 33.33% (4 of 12)

- 1 My contribution to the course may have been little, but I do know that it was an excellent course.
- 2 I really enjoyed learning through discussion rather than lecture.
- 3 I have enjoyed the course very much because I came in with preconceived notions of what family, love, and marriage were like in premodern Europe, but I was delighted to find that some of my ideas were wrong, allowing me to discover and learn.
- 4 Coming into the course I thought I wouldn't enjoy, but I actually enjoyed it in the end.



Instructor Questions General Instructor Questions	Responses		-- Individual				--- Survey Comparisons ---							
	SD	0	1	2	3	4	5	6	7	N	Mean	Pct Rnk	N	Mean

Q15 The instructor defined the plan for the course, including what was required of students (for example, stated the plan for the course in the syllabus, in the class).

0	0	0	0	1	1	10	12	6.8	7	7	.60	114	6.4	81	2.3K	6.3	76
---	---	---	---	---	---	----	----	-----	---	---	-----	-----	-----	----	------	-----	----

Responses: [SD] Strongly Disagree=1 [0] 0=2 [0] 0=3 [0] 0=4 [0] 0=5 [0] 0=6 [SA] Strongly Agree=7
Pct Rnk: Percentile Rank (100 is best, calculated vs. precise Mean)

Q16 - Please explain or comment on the question above.

Faculty: Manes, Yael

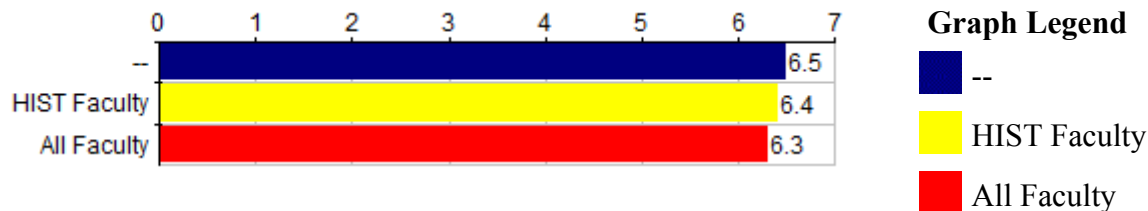
Response Rate: 33.33% (4 of 12)

1 The syllabus was thorough.

The syllabus was pretty straightforward, but the guidelines of the final paper were very vague. It was especially hard because I am not a History major, so I was not sure how to approach the paper to begin with. In the future, it might be helpful to have some time during class to go over the typical format of a History paper, including showing the class sample papers. However, the feedback from the presentation was helpful.

3 Every reading assignment and dead was accurately shown in the syllabus.

4 All instructions and assignments were stated, repeated, online, and hard copy so that there was no confusion or excuse.



Instructor Questions General Instructor Questions	Responses		-- Individual				--- Survey Comparisons ---					
	Std	Pct	HIST	All	Pct	Pct						

SD 0 0 0 0 0 SA N Mean Med. Mode Dev N Mean Rnk N Mean Rnk

The instructor was available to students outside of class
 Q17 (for example, held office hours, responded to emails and other student efforts to contact the instructor).

0 0 1 0 0 2 8 11 6.5 7 7 1.16 109 6.4 42 2.2K 6.3 53

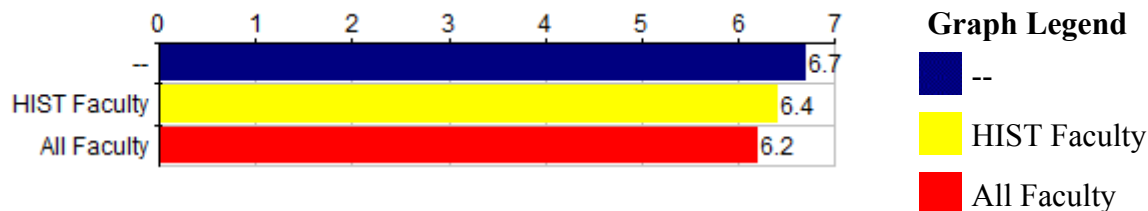
Responses: [SD] Strongly Disagree=1 [0] 0=2 [0] 0=3 [0] 0=4 [0] 0=5 [0] 0=6 [SA] Strongly Agree=7
 Pct Rnk: Percentile Rank (100 is best, calculated vs. precise Mean)

Q18 - Please explain or comment on the question above.

Faculty: Manes, Yael

Response Rate: 33.33% (4 of 12)

- 1 I always felt that everything was covered in class, so I never personally sought her out, but I from previous courses I trust that she was always available for students' questions.
- 2 Dr. Manes was open to accommodating students who could not see her during her office hours and responded promptly to emails.
- 3 Any time I needed to talk to Professor Manes after class she was always willing to give advice, answer questions, and discuss issues.
- 4 Always had office hours and made time to help outside of the available times.



Instructor Questions	--											--- Survey Comparisons ---						
	Responses					Individual						HIST			All			
General Instructor Questions	SD	0	0	0	0	0	SA	N	Mean	Med.	Mode	Std Dev	N	Mean	Pct Rnk	N	Mean	Pct Rnk
	0	0	0	0	0	4	8	12	6.7	7	7	.47	115	6.4	62	2.3K	6.2	73

The instructor clarified material that required further
 Q19 explanation (for example, listened to questions, responded to students).

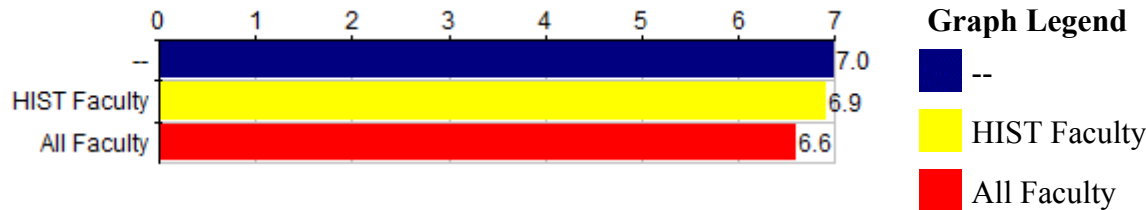
Responses: [SD] Strongly Disagree=1 [0] 0=2 [0] 0=3 [0] 0=4 [0] 0=5 [0] 0=6 [SA] Strongly Agree=7
 Pct Rnk: Percentile Rank (100 is best, calculated vs. precise Mean)

Q20 - Please explain or comment on the question above.

Faculty: Manes, Yael

Response Rate: 33.33% (4 of 12)

- 1 Listened and responded to questions frequently.
- 2 During dissuasion if anyone had a question she would always answer it.
- 3 Dr. Manes was very open to answering any questions students had.
- 4 Again, everything that was necessary for the course were explained thoroughly many times in multiple forms.



Instructor Questions	--												--- Survey Comparisons ---					
	Responses						Individual						HIST			All		
General Instructor Questions	SD	0	0	0	0	0	SA	N	Mean	Med.	Mode	Std Dev	N	Mean	Pct Rnk	N	Mean	Pct Rnk
Q21 The instructor treated students with respect.	0	0	0	0	0	0	12	12	7.0	7	7	0	114	6.9	73	2.3K	6.6	88

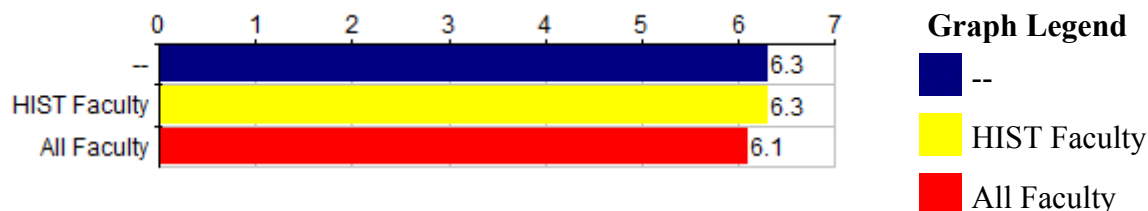
Responses: [SD] Strongly Disagree=1 [0] 0=2 [0] 0=3 [0] 0=4 [0] 0=5 [0] 0=6 [SA] Strongly Agree=7
 Pct Rnk: Percentile Rank (100 is best, calculated vs. precise Mean)

Q22 - Please explain or comment on the question above.

Faculty: Manes, Yael

Response Rate: 16.67% (2 of 12)

- 1 Respected the students' ideas and contributions.
- 2 Professor Manes always treated everyone with respect. She was always happy and laughing with the stuetns.



Instructor Questions	--											--- Survey Comparisons ---						
	Responses					Individual						HIST			All			
General Instructor Questions	SD	0	0	0	0	SA	N	Mean	Med.	Mode	Std Dev	N	Mean	Pct Rnk	N	Mean	Pct Rnk	
Q23 The instructor clearly defined how assignments would be evaluated.	0	0	1	1	0	1	9	12	6.3	7	7	1.31	114	6.3	50	2.3K	6.1	58

Responses: [SD] Strongly Disagree=1 [0] 0=2 [0] 0=3 [0] 0=4 [0] 0=5 [0] 0=6 [SA] Strongly Agree=7
Pct Rnk: Percentile Rank (100 is best, calculated vs. precise Mean)

Q24 - Please explain or comment on the question above.

Faculty: Manes, Yael

Response Rate: 25.00% (3 of 12)

- 1 The course evaluation was clearly explained in the syllabus.
- 2 Clear rubrics were provided to the class online.
- 3 A rubric for the final paper would be helpful.



Graph Legend

-
- HIST Faculty
- All Faculty

Instructor Questions

General Instructor Questions

--- Survey Comparisons ---

Instructor Questions	Responses				Individual				--- Survey Comparisons ---							
	U	P	G	VG	E	N	Mean	Med.	Mode	Std Dev	N	Mean	Pct Rnk	N	Mean	Pct Rnk
Q25 Overall rating of the teaching of the course.	0	0	0	2	10	12	4.8	5	5	.37	115	4.5	81	2.3K	4.2	86

Responses: [U] unsatisfactory=1 [P] poor=2 [G] good=3 [VG] very good=4 [E] excellent=5
 Pct Rnk: Percentile Rank (100 is best, calculated vs. precise Mean)

Q26 - Please explain or comment on the question above.

Faculty: Manes, Yael

Response Rate: 41.67% (5 of 12)

- 1 I really like professor Manes! She has a great teaching style.
- 2 I enjoyed the assigned readings and I learned a lot during the discussions.
- 3 I adored this class, and would love to take another one like it if I get the chance.
- 4 Dr. Manes is a great professor! I think the class would benefit from more visuals if possible. Also, if there are documentaries related to the class, those are engaging and help to provide more of a background for students not familiar with that time period.
- 5 As usual, Dr. Manes was an excellent professor and I am a bit disappointed that I will not have the opportunity to participate in another of her classes.