

**2013 Spring Semester Evaluations
13/SP 2013**

**Agnes Scott College
Agnes Scott**

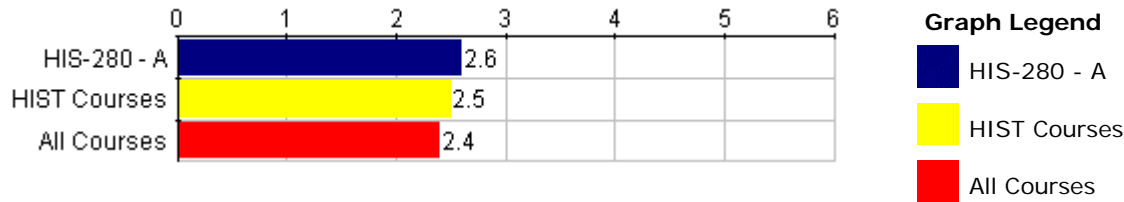
Course: HIS-280 A - Hist of Science/Ancient to Mod

Department: HIST

Responsible Faculty: Yael Manes

Responses / Expected: 9 / 22

Overall Mean:
5.7 Strong Disagreement to Strong Agree (81 responses)
4.4 unsatisfactory to excellent (18 responses)
2.6 Class year (9 responses)
2.0 Reason for taking course (9 responses)



Student Demographics

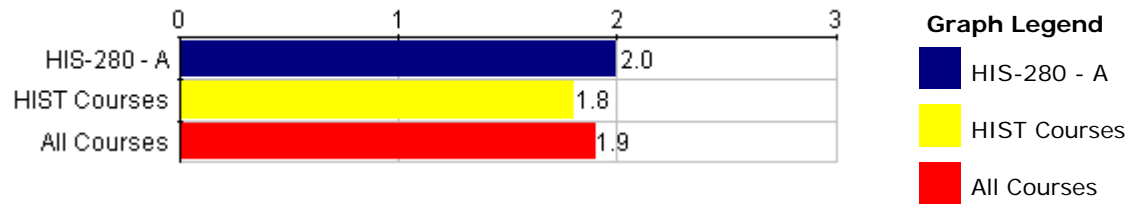
Student Year/Course Selection

Q1 What is your class year?

	HIS-280 - A											--- Comparisons ---			
	Responses						Course					HIST		All	
	[FY]	[S]	[J]	[S]	[M]	[P]	Med.	Mode	S.D.	N	Mean	Mean	Pct	Mean	Pct
Q1	2	3	1	3	0	0	2	2,4	1.17	9	2.6	2.5	42	2.4	55
Number of Courses / Survey Responses used for Comparisons:												12 / 101		227 / 1,753	
Responses: [FY] first year=1 [S] sophomore=2 [J] junior=3 [S] senior=4 [M] MAT=5 [P] PBPM=6 Pct = Percentile Rank (Higher is better)															

Q2 - If your class year is other, please specify.

Response Rate: No participants responded to this question. (0 of 9)



Student Demographics
Student Year/Course Selection

Q3 I took this course as:

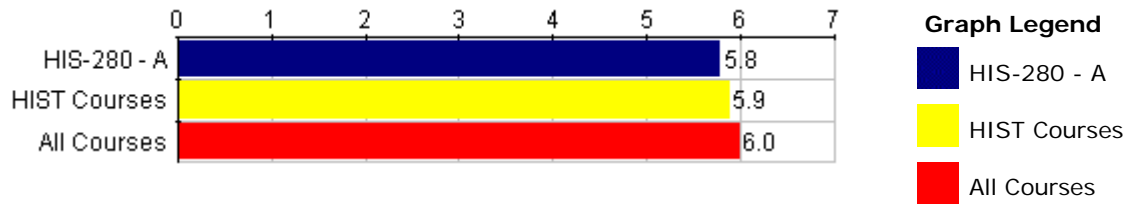
Responses	HIS-280 - A				--- Comparisons ---							
	[AD]	[AM]	[AE]	Course	HIST	All						
				Med.	Mode	S.D.	N	Mean	Mean	Pct	Mean	Pct
	3	3	3	2	1,2,3	.82	9	2	1.8	42	1.9	35
Number of Courses / Survey Responses used for Comparisons:									12 / 99		226 / 1,705	

Responses:
 [AD] a distributional requirement=1
 [AM] a major/minor requirement=2
 [AE] an elective=3

Pct = Percentile Rank (Higher is better)

Q4 - If the reason you took the course is other, please explain.

Response Rate: No participants responded to this question. (0 of 9)



Course Questions
General Questions

Q5 There were aspects of the course that were especially effective in helping you learn.

HIS-280 - A											--- Comparisons ---				
Responses							Course				HIST		All		
[SD]	[B]	[C]	[D]	[E]	[F]	[SA]	Med.	Mode	S.D.	N	Mean	Mean	Pct	Mean	Pct
0	0	0	1	1	6	1	6	6	.79	9	5.8	5.9	25	6	26

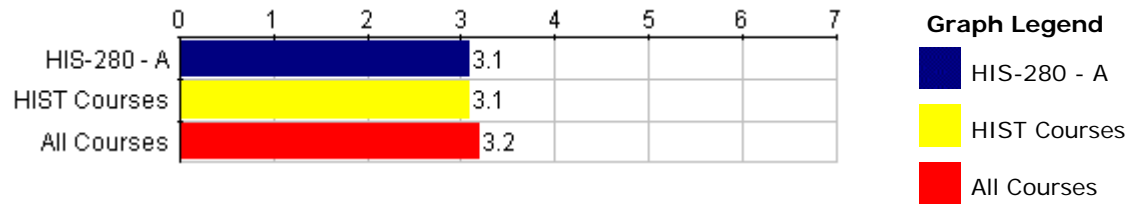
Number of Courses / Survey Responses used for Comparisons: 12 / 101 227 / 1,758

Responses: [SD] Strongly Disagree=1 [B] 0=2 [C] 0=3 [D] 0=4 [E] 0=5 [F] 0=6 [SA] Strongly Agree=7
Pct = Percentile Rank (Higher is better)

Q6 - Please explain or comment on the question above .

Response Rate: 66.67% (6 of 9)

- The slides were super helpful and I loved the fact that they were also on Moodle.
- The class time was a good mix of lecture and discussion. I particularly like the weekly Blog postings. I wish that there had been greater "back-and-forth" discussion among the students on the blog. The students were a bit inconsistent, but the concept of a Blog was great and when it worked it sparked some lively discussion.
- I really appreciated the way that Professor Manes varied her teaching style and came up with creative ways to engage the class, like when we had to argue as if we were natural philosophers. I also feel like we used a variety of sources that were very helpful in generating discussion, like the covers of scientific texts and going the Hippocratic oath.
- I like the chronological order of the course.
- I really liked the primary sources. It's a well of information that you may not get from secondary sources. I also liked the discussions we had in class based off of these readings.
- The lectures were always interesting and the readings were often interesting as well. The lectures never covered the same information obtained from reading but rather complemented it--I appreciated this.



Course Questions
General Questions

HIS-280 - A

--- Comparisons ---

Course Questions	Responses							Course				--- Comparisons ---				
	[SD]	[B]	[C]	[D]	[E]	[F]	[SA]	Med.	Mode	S.D.	N	Mean	HIST Mean	HIST Pct	All Mean	All Pct
Q7 There were aspects of the course that were not effective in helping you learn.	2	2	1	2	1	1	0	3	1,2,4	1.66	9	3.1	3.1	67	3.2	53

Number of Courses / Survey Responses used for Comparisons: 12 / 98 226 / 1,712

Responses: [SD] Strongly Disagree=1 [B] 0=2 [C] 0=3 [D] 0=4 [E] 0=5 [F] 0=6 [SA] Strongly Agree=7
Pct = Percentile Rank (Higher is better)

Q8 - Please explain or comment on the question above.

Response Rate: 55.56% (5 of 9)

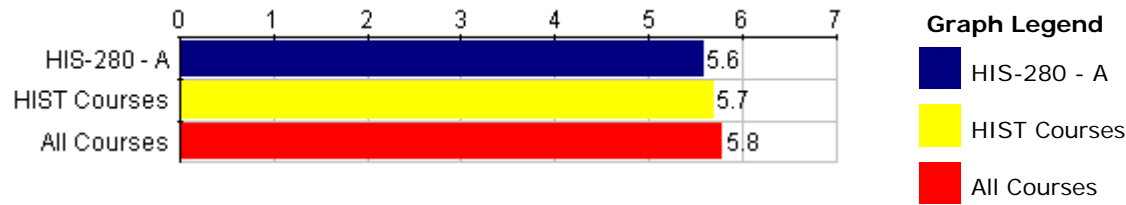
- Not really. I feel like every aspect of the class helped me to learn.

During the class time, there were occasions when Dr. Manes would divide the class in half for small group discussions. I feel the groups were actually too large for discussion and the same 2-3 students monopolized the process. Also, I find group projects incredibly frustrating. I know it may not always be equitable to have students self-choose their working partners, but for assignments that must be completed in a short amount of time, I would prefer to select my team-mates.

- I think everything that Professor Manes put together helped me learn. The only thing that I personally did not like was having to work in a group that I did not select because people have very different approaches to planning and presenting.

- I like the discussion questions we did in the class; however, some really digress from the real questions which can be a bit frustrating.

- I appreciate the freedom the professor provided by allowing us to choose which blog entries to reply to and when we would reply, but this same freedom also allowed me to do the minimum amount of work. I think I work better with more structure.

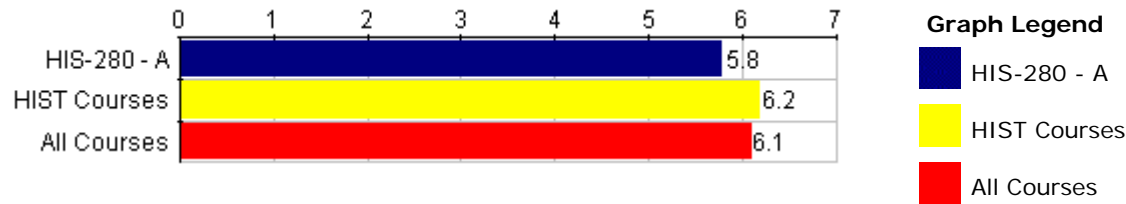


Course Questions General Questions	HIS-280 - A												--- Comparisons ---			
	Responses							Course					HIST		All	
	[SD]	[B]	[C]	[D]	[E]	[F]	[SA]	Med.	Mode	S.D.	N	Mean	Mean	Pct	Mean	Pct
Q9 This course was intellectually challenging.	0	0	2	0	1	3	3	6	6,7	1.50	9	5.6	5.7	42	5.8	32
Number of Courses / Survey Responses used for Comparisons:												12 / 101		227 / 1,746		
Responses: [SD] Strongly Disagree=1 [B] 0=2 [C] 0=3 [D] 0=4 [E] 0=5 [F] 0=6 [SA] Strongly Agree=7 Pct = Percentile Rank (Higher is better)																

Q10 - Please explain or comment on the question above.

Response Rate: 66.67% (6 of 9)

- The material was very challenging simply because we were trying to cross language and time barriers. But it was always worth it and the challenges were half of the fun.
 - I do not have a science or history background and found that the class allowed me to look at source documents in a critical way. This was very interesting and enlightening, but not easy to grasp in the beginning.
 - It definitely made me reconsider what I consider to be science and what I consider to be history as well as how/ what I can learn from them.
 - Could have been a little more challenging (more assignments or tests) but subject was educational and interesting."
 - I loved thinking about the philosophy behind science, and trying to understand why things were the way they were. It was fascinating.
- The blog questions often worried me when I first read them; I had to think about how to answer and I'm glad that Manes made these questions stimulating. As for the midterm, I had to refer to my notes and reread many sections from readings so that was also stimulating work. And while I at first thought the Fernbank museum project was a bit unrelated to the class, seeing the product of the in-depth of analysis of my group members and peers quickly showed me how wrong my first impression was.



Course Questions
General Questions

HIS-280 - A											--- Comparisons ---				
Responses							Course				HIST		All		
[SD]	[B]	[C]	[D]	[E]	[F]	[SA]	Med.	Mode	S.D.	N	Mean	Mean	Pct	Mean	Pct

Q11	I made positive contributions to this course (for example, preparing for class, attending class regularly, participating in class discussions, and listening to others).										0	0	0	1	2	4	2	6	6	.92	9	5.8	6.2	17	6.1	19
-----	--	--	--	--	--	--	--	--	--	--	---	---	---	---	---	---	---	---	---	-----	---	-----	-----	----	-----	----

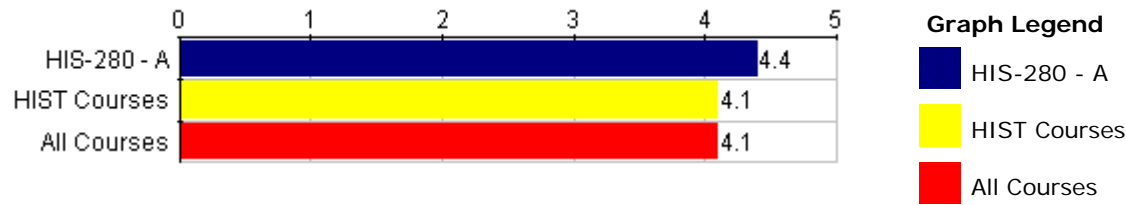
Number of Courses / Survey Responses used for Comparisons: 12 / 101 227 / 1,762

Responses: [SD] Strongly Disagree=1 [B] 0=2 [C] 0=3 [D] 0=4 [E] 0=5 [F] 0=6 [SA] Strongly Agree=7
Pct = Percentile Rank (Higher is better)

Q12 - Please explain or comment on the question above.

Response Rate: 44.44% (4 of 9)

- My attendance was a little shaky but I came to class when it was physically possible. I loved listening to what the others students thought and a lot of the time their interpretations helped me to understand what was confusing in the text. I am a very shy participator, but i contributed when I had the confidence to do so or when I believed that what I had to say would benefit the class as a whole.
- On most days, I was prepared for class and contributed to discussions. I also participated in the Blog discussions.
- I really enjoyed the class discussions and tried to engage as often as possible. I really liked the way that Professor Manes would break the class up between presentation and discussion since it made it easy to participate and hear what other students thought.
- I was only absent three times or so (I think) but I did not participate very often. I tend to only add to discussions when no one else seems to be contributing and my peers were excellent contributors who always had a point to make. I tend to improve on this in the future. However, I always listened and took extensive notes on the lectures. I failed to do the readings before class three or four times but I always read them afterwards.



Course Questions
General Questions

HIS-280 - A

--- Comparisons ---

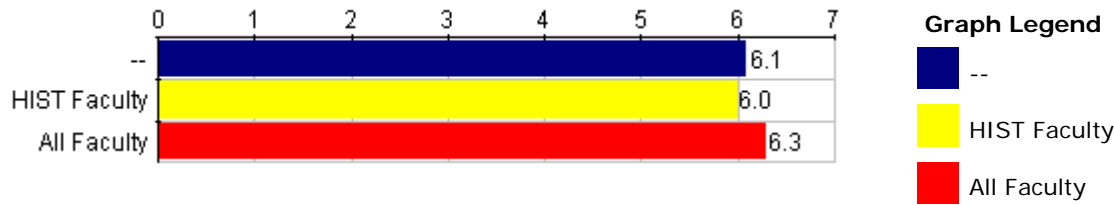
Course Questions	Responses					Course						--- Comparisons ---			
	[U]	[P]	[G]	[VG]	[E]	Med.	Mode	S.D.	N	Mean	HIST		All		
Q13 Overall rating of the course.	0	0	2	1	6	5	5	.83	9	4.4	4.1	Pct 50	4.1	Pct 61	
Number of Courses / Survey Responses used for Comparisons:											12 / 102		227 / 1,771		

Responses: [U] unsatisfactory=1 [P] poor=2 [G] good=3 [VG] very good=4 [E] excellent=5
Pct = Percentile Rank (Higher is better)

Q14 - Please explain or comment on the question above.

Response Rate: 44.44% (4 of 9)

- The material was always interesting! I'm transferring but Dr. Manes' class definitely made that an even more difficult decision.
- This class was the one I looked forward to each week. I knew the lectures and discussions would be engaging and that I could contribute to discussion in a VERY respectful and safe environment.
- For something that I am not an expert in by any means, Professor Manes managed to make ancient and medieval science really interesting, engaging, and applicable to modern science. Although I needed to take more history courses and fulfill my second science class, Professor Manes really did make this class one of my favorites this semester.
- I'm so happy I took this course. Not only was the material interesting and the teacher insightful, but the course encouraged me to ask questions about the development of science during the time of Plato and beyond. I am also very pleased with the insight I received from the final project--mainly that many things in our culture have an underlying rationale I didn't consider before.



Instructor Questions

General Instructor Questions

Q15 The instructor defined the plan for the course, including what was required of students (for example, stated the plan for the course in the syllabus, in the class).

		--							--- Comparisons ---								
		Responses							Individual								
		[SD]	[B]	[C]	[D]	[E]	[F]	[SA]	Med.	Mode	S.D.	N	Mean	HIST Mean	HIST Pct	All Mean	All Pct

		0	0	0	0	4	0	5	7	7	.99	9	6.1	6	34	6.3	21
--	--	---	---	---	---	---	---	---	---	---	-----	---	-----	---	----	-----	----

Number of Individuals / Survey Responses used for Comparisons: 12 / 102 229 / 1,816

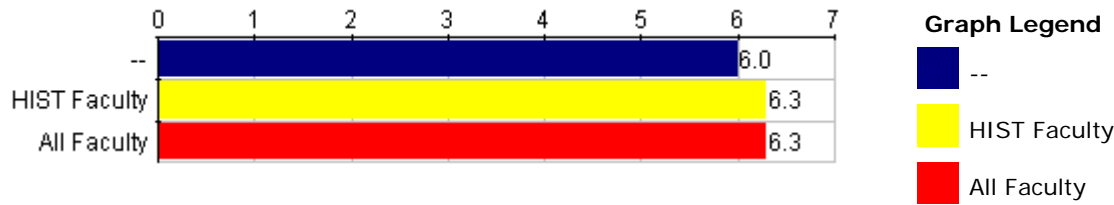
Responses: [SD] Strongly Disagree=1 [B] 0=2 [C] 0=3 [D] 0=4 [E] 0=5 [F] 0=6 [SA] Strongly Agree=7
 Pct = Percentile Rank (Higher is better)

Q16 - Please explain or comment on the question above.

Faculty: Manes, Yael

Response Rate: 55.56% (5 of 9)

- Her plan and expectations were very clear.
- Dr Manes was clear on expectations and on the structure of the class.
- I think she was very clear with due dates, but I wish that we had more specific guidance for the presentation and final essay. A one page explanation would have been really helpful.
- I was lost for the final project and paper. Though I enjoy the Fernbank Museum, I wish the final project could be more related to the actual coursework.
- Everything was in the syllabus from the first day.



Instructor Questions

General Instructor Questions

Q17 The instructor was available to students outside of class (for example, held office hours, responded to emails and other student efforts to contact the instructor).

		--							--- Comparisons ---								
		Responses							Individual								
		[SD]	[B]	[C]	[D]	[E]	[F]	[SA]	Med.	Mode	S.D.	N	Mean	HIST Mean	HIST Pct	All Mean	All Pct

		0	0	0	2	1	1	5	7	7	1.25	9	6	6.3	25	6.3	19
--	--	---	---	---	---	---	---	---	---	---	------	---	---	-----	----	-----	----

Number of Individuals / Survey Responses used for Comparisons: 12 / 98 229 / 1,757

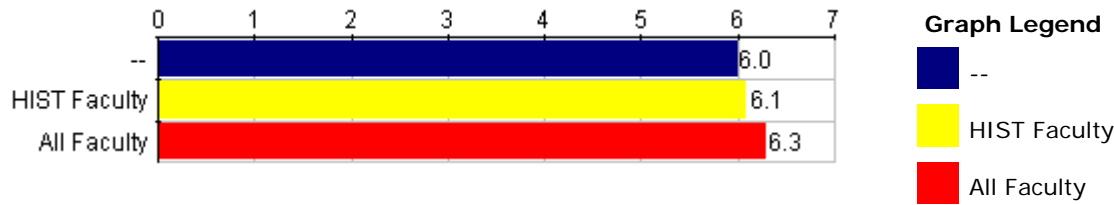
Responses: [SD] Strongly Disagree=1 [B] 0=2 [C] 0=3 [D] 0=4 [E] 0=5 [F] 0=6 [SA] Strongly Agree=7
 Pct = Percentile Rank (Higher is better)

Q18 - Please explain or comment on the question above.

Faculty: Manes, Yael

Response Rate: 44.44% (4 of 9)

- She always responded to my e-mails promptly and was very helpful during her office hours.
- Dr. Manes was available for office visits and responded promptly and thoughtfully to emails.
- She would even answer random questions about the subject , send emails of general interest to the class and to individuals, and come to events the students were speaking at, like my SpARC presentation. Being that available to student really makes an impact.
- Whenever I needed to ask Manes a question, I was able to reach her either after class or through email.



Instructor Questions

General Instructor Questions

Q19 The instructor clarified material that required further explanation (for example, listened to questions, responded to students).

		--							--- Comparisons ---								
		Responses							Individual				HIST		All		
		[SD]	[B]	[C]	[D]	[E]	[F]	[SA]	Med.	Mode	S.D.	N	Mean	Mean	Pct	Mean	Pct

		0	0	0	0	3	3	3	6	5,6,7	.82	9	6	6.1	25	6.3	20
--	--	---	---	---	---	---	---	---	---	-------	-----	---	---	-----	----	-----	----

Number of Individuals / Survey Responses used for Comparisons: 12 / 101 228 / 1,804

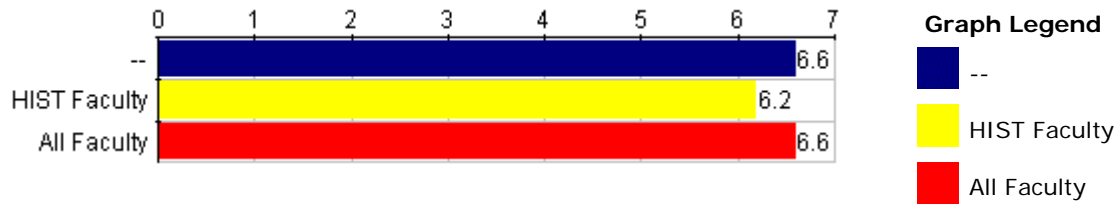
Responses: [SD] Strongly Disagree=1 [B] 0=2 [C] 0=3 [D] 0=4 [E] 0=5 [F] 0=6 [SA] Strongly Agree=7
Pct = Percentile Rank (Higher is better)

Q20 - Please explain or comment on the question above.

Faculty: Manes, Yael

Response Rate: 44.44% (4 of 9)

- Dr. Manes took time to explain differing concepts when there was confusion.
- She would always leave time aside to answer and clarify anything having to do with final assignments and would explain anything that we did not understand from the presentations.
- Essay could have been explained in more detail (what to do exactly) but was clarified last class so this helped."
- Yes, she answered our questions about the midterm, about the blog entries, and about the project.



Instructor Questions

General Instructor Questions

Q21 The instructor treated students with respect.

	Responses							Individual				--- Comparisons ---				
	[SD]	[B]	[C]	[D]	[E]	[F]	[SA]	Med.	Mode	S.D.	N	Mean	Mean	Pct	Mean	Pct
Q21	0	0	0	0	1	2	6	7	7	.68	9	6.6	6.2	34	6.6	27
Number of Individuals / Survey Responses used for Comparisons:												12 / 100		228 / 1,808		

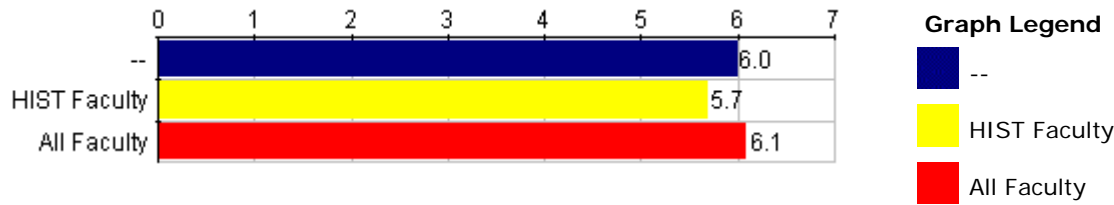
Responses: [SD] Strongly Disagree=1 [B] 0=2 [C] 0=3 [D] 0=4 [E] 0=5 [F] 0=6 [SA] Strongly Agree=7
Pct = Percentile Rank (Higher is better)

Q22 - Please explain or comment on the question above.

Faculty: Manes, Yael

Response Rate: 33.33% (3 of 9)

- Dr Manes was very respectful. Regardless of the answer given, she applied the thought to the current discussion, even if the comment may not have been "right". She shows great compassion for the students which encourages students to speak up in class.
- She listened to everyone and tried to get everyone to speak and make their voices heard
- Manes was very considerate of all of her students and I felt very comfortable in her class.



Instructor Questions

General Instructor Questions

Q23 The instructor clearly defined how assignments would be evaluated.

														--- Comparisons ---			
														HIST		All	
														Mean	Pct	Mean	Pct
[SD]	[B]	[C]	[D]	[E]	[F]	[SA]	Med.	Mode	S.D.	N	Mean	Mean	Pct	Mean	Pct		
0	0	0	1	2	2	4	6	7	1.05	9	6	5.7	34	6.1	27		

Number of Individuals / Survey Responses used for Comparisons: 12 / 102 228 / 1,784

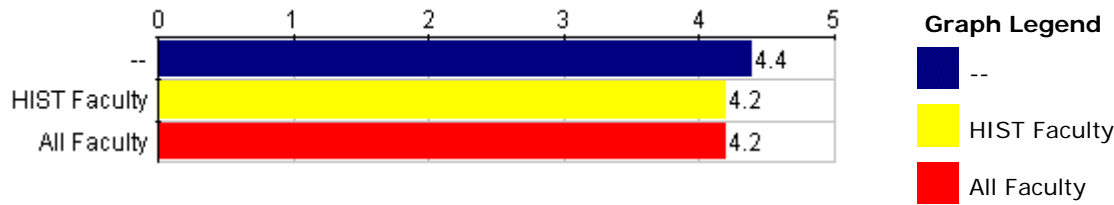
Responses: [SD] Strongly Disagree=1 [B] 0=2 [C] 0=3 [D] 0=4 [E] 0=5 [F] 0=6 [SA] Strongly Agree=7
Pct = Percentile Rank (Higher is better)

Q24 - Please explain or comment on the question above.

Faculty: Manes, Yael

Response Rate: 44.44% (4 of 9)

- Dr Manes was clear about the expectations concerning assignments.
- Again, I think one page descriptions of the assignments would have been really helpful. The only thing that I think needed to be improved upon.
- I wish I get feedbacks for the blog responses.
- The syllabus answers the basics of this question but she elaborated on some things, such as how many blog entries we needed to make an A.



Instructor Questions

General Instructor Questions

Q25 Overall rating of the teaching of the course.

											--- Comparisons ---				
											HIST		All		
Responses					Individual						Mean	Pct	Mean	Pct	
[U]	[P]	[G]	[VG]	[E]	Med.	Mode	S.D.	N	Mean						
0	0	1	3	5	5	5	.68	9	4.4			4.2	42	4.2	47
Number of Individuals / Survey Responses used for Comparisons:											12 / 102		229 / 1,810		
Responses: [U] unsatisfactory=1 [P] poor=2 [G] good=3 [VG] very good=4 [E] excellent=5 Pct = Percentile Rank (Higher is better)															

Q26 - Please explain or comment on the question above.

Faculty: Manes, Yael

Response Rate: 55.56% (5 of 9)

- Professor Manes is by far one of the best professors at Agnes Scott!
- Dr Manes' teaching style matches well with my learning style. She is one of the SUPERIOR instructors I have had at Agnes Scott.
- You can tell Professor Manes loves what she teaches and that she likes sharing that interest with her students. She was funny, approachable, and engaging.
- Dr. Manes is amazing!
- Manes made the course a wonderful addition to my course load. She was incredibly helpful whenever I asked her for advice.

**2013 Spring Semester Evaluations
13/SP 2013**

**Agnes Scott College
Agnes Scott**


Course: HIS-305 A - Middle Ages: Culture, Society

Department: HIST

Responsible Faculty: Yael Manes

Responses / Expected: 4 / 11

Overall Mean:
 6.1 Strong Disagreement to Strong Agree (36 responses)
 5.0 unsatisfactory to excellent (8 responses)
 2.8 Class year (4 responses)
 1.5 Reason for taking course (4 responses)



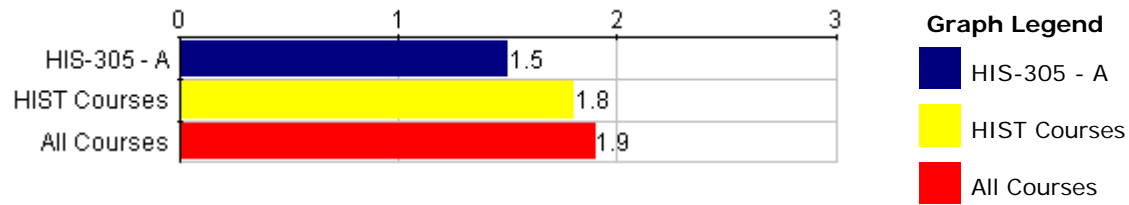
Student Demographics

Student Year/Course Selection

	HIS-305 - A							--- Comparisons ---							
	Responses							Course					HIST		All
	[FY]	[S]	[J]	[S]	[M]	[P]	Med.	Mode	S.D.	N	Mean	Mean	Pct	Mean	Pct
Q1 What is your class year?	0	1	3	0	0	0	3	3	.43	4	2.8	2.5	59	2.4	63
Number of Courses / Survey Responses used for Comparisons:												12 / 101		227 / 1,753	
Responses: [FY] first year=1 [S] sophomore=2 [J] junior=3 [S] senior=4 [M] MAT=5 [P] PBPM=6 Pct = Percentile Rank (Higher is better)															

Q2 - If your class year is other, please specify.

Response Rate: No participants responded to this question. (0 of 4)



Student Demographics
Student Year/Course Selection

Q3 I took this course as:

	Responses			HIS-305 - A					--- Comparisons ---			
	[AD]	[AM]	[AE]	Med.	Mode	S.D.	N	Mean	HIST		All	
									Mean	Pct	Mean	Pct
	2	2	0	1.5	1,2	.50	4	1.5	1.8	17	1.9	16
Number of Courses / Survey Responses used for Comparisons:									12 / 99		226 / 1,705	

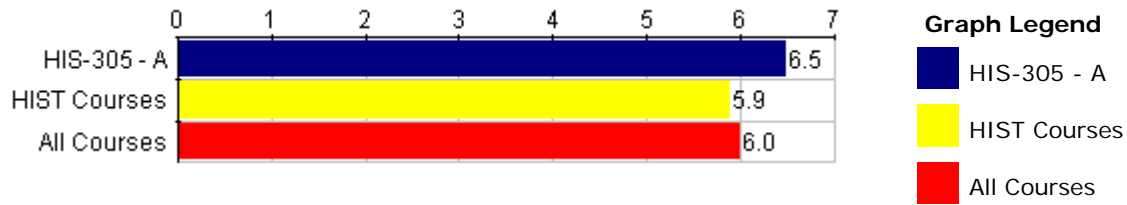
Responses:

- [AD] a distributional requirement=1
- [AM] a major/minor requirement=2
- [AE] an elective=3

Pct = Percentile Rank (Higher is better)

Q4 - If the reason you took the course is other, please explain.

Response Rate: No participants responded to this question. (0 of 4)



Course Questions
General Questions

Q5 There were aspects of the course that were especially effective in helping you learn.

HIS-305 - A											--- Comparisons ---				
Responses							Course				HIST		All		
[SD]	[B]	[C]	[D]	[E]	[F]	[SA]	Med.	Mode	S.D.	N	Mean	Mean	Pct	Mean	Pct
0	0	0	0	0	2	2	6.5	6,7	.50	4	6.5	5.9	59	6	65

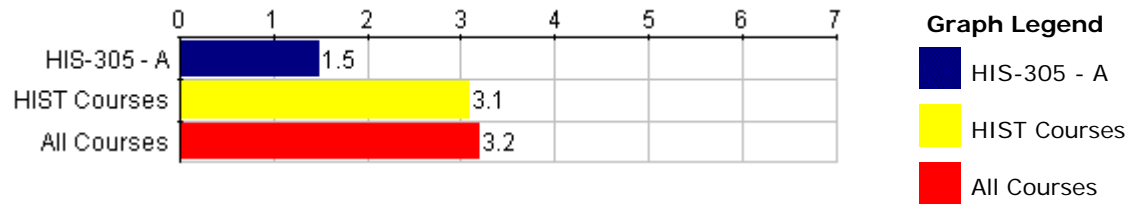
Number of Courses / Survey Responses used for Comparisons: 12 / 101 227 / 1,758

Responses: [SD] Strongly Disagree=1 [B] 0=2 [C] 0=3 [D] 0=4 [E] 0=5 [F] 0=6 [SA] Strongly Agree=7
Pct = Percentile Rank (Higher is better)

Q6 - Please explain or comment on the question above .

Response Rate: 50.00% (2 of 4)

- Class discussions contributed greatly to my success in the course
- I think it was really effective with strengthening my critical reading and analysis skills



Course Questions
General Questions

HIS-305 - A

--- Comparisons ---

	Responses							Course				--- Comparisons ---				
	[SD]	[B]	[C]	[D]	[E]	[F]	[SA]	Med.	Mode	S.D.	N	Mean	Mean	Pct	Mean	Pct
Q7 There were aspects of the course that were not effective in helping you learn.	3	0	1	0	0	0	0	1	1	.87	4	1.5	3.1	9	3.2	7

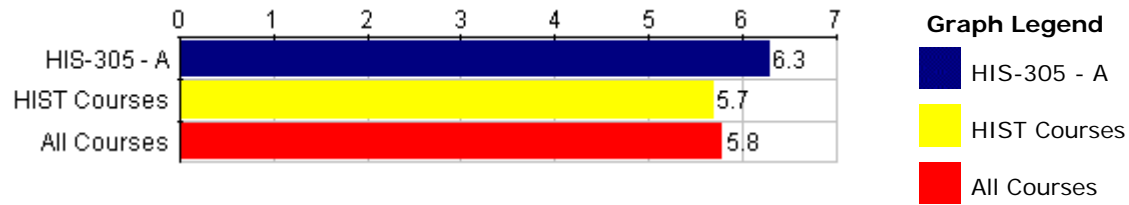
Number of Courses / Survey Responses used for Comparisons: 12 / 98 226 / 1,712

Responses: [SD] Strongly Disagree=1 [B] 0=2 [C] 0=3 [D] 0=4 [E] 0=5 [F] 0=6 [SA] Strongly Agree=7
Pct = Percentile Rank (Higher is better)

Q8 - Please explain or comment on the question above.

Response Rate: 25.00% (1 of 4)

- I think it was a great course for beginners in medieval history

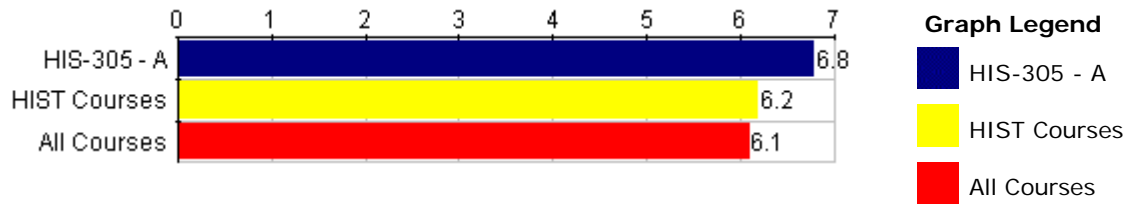


Course Questions General Questions	HIS-305 - A													--- Comparisons ---			
	Responses							Course						HIST		All	
	[SD]	[B]	[C]	[D]	[E]	[F]	[SA]	Med.	Mode	S.D.	N	Mean	Mean	Pct	Mean	Pct	
Q9 This course was intellectually challenging.	0	0	0	1	0	0	3	7	7	1.30	4	6.3	5.7	59	5.8	62	
Number of Courses / Survey Responses used for Comparisons:													12 / 101		227 / 1,746		
Responses: [SD] Strongly Disagree=1 [B] 0=2 [C] 0=3 [D] 0=4 [E] 0=5 [F] 0=6 [SA] Strongly Agree=7 Pct = Percentile Rank (Higher is better)																	

Q10 - Please explain or comment on the question above.

Response Rate: 25.00% (1 of 4)

- I think the course would be better if it forced students to do a little more reading. maybe think about adding a midterm to the mix.



Course Questions
General Questions

HIS-305 - A											--- Comparisons ---				
Responses											Course				
[SD]	[B]	[C]	[D]	[E]	[F]	[SA]	Med.	Mode	S.D.	N	Mean	Mean	Pct	Mean	Pct

I made positive contributions to this course (for example, preparing for class, attending class regularly, participating in class discussions, and listening to others).

Q11	0	0	0	0	0	1	3	7	7	.43	4	6.8	6.2	100	6.1	85
------------	---	---	---	---	---	---	---	---	---	-----	---	------------	------------	-----	------------	----

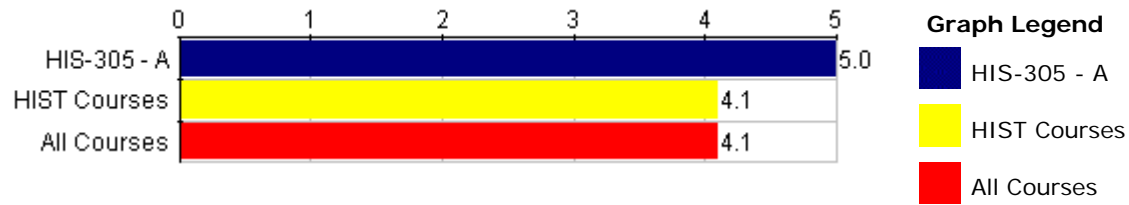
Number of Courses / Survey Responses used for Comparisons: 12 / 101 227 / 1,762

Responses: [SD] Strongly Disagree=1 [B] 0=2 [C] 0=3 [D] 0=4 [E] 0=5 [F] 0=6 [SA] Strongly Agree=7
Pct = Percentile Rank (Higher is better)

Q12 - Please explain or comment on the question above.

Response Rate: 25.00% (1 of 4)

- It was a great environment for expressing opinions and exploring questions

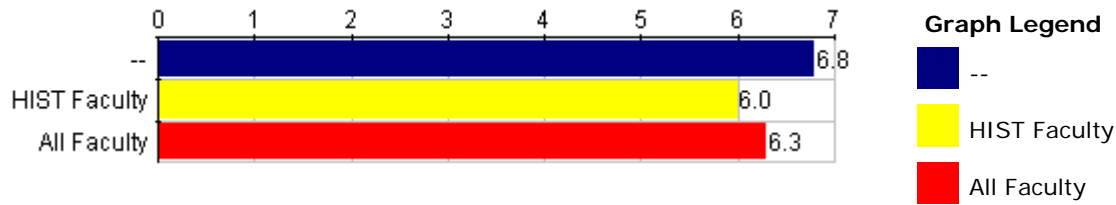


Course Questions General Questions	HIS-305 - A										--- Comparisons ---			
	Responses					Course					HIST		All	
	[U]	[P]	[G]	[VG]	[E]	Med.	Mode	S.D.	N	Mean	Mean	Pct	Mean	Pct
Q13 Overall rating of the course.	0	0	0	0	4	5	5	0	4	5	4.1	100	4.1	88
Number of Courses / Survey Responses used for Comparisons:											12 / 102		227 / 1,771	
Responses: [U] unsatisfactory=1 [P] poor=2 [G] good=3 [VG] very good=4 [E] excellent=5 Pct = Percentile Rank (Higher is better)														

Q14 - Please explain or comment on the question above.

Response Rate: 25.00% (1 of 4)

- great job!



Instructor Questions

General Instructor Questions

Q15 The instructor defined the plan for the course, including what was required of students (for example, stated the plan for the course in the syllabus, in the class).

		--							--- Comparisons ---								
		Responses							Individual								
									HIST		All						
		[SD]	[B]	[C]	[D]	[E]	[F]	[SA]	Med.	Mode	S.D.	N	Mean	Mean	Pct	Mean	Pct

	0	0	0	0	0	1	3	7	7	.43	4	6.8	6	75	6.3	63
--	---	---	---	---	---	---	---	---	---	-----	---	-----	---	----	-----	----

Number of Individuals / Survey Responses used for Comparisons: 12 / 102 229 / 1,816

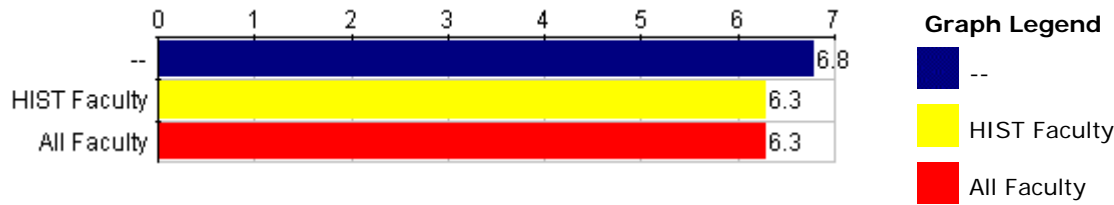
Responses: [SD] Strongly Disagree=1 [B] 0=2 [C] 0=3 [D] 0=4 [E] 0=5 [F] 0=6 [SA] Strongly Agree=7
 Pct = Percentile Rank (Higher is better)

Q16 - Please explain or comment on the question above.

Faculty: Manes, Yael

Response Rate: 25.00% (1 of 4)

- she and her accent are basically amazing.



Instructor Questions

General Instructor Questions

Q17 The instructor was available to students outside of class (for example, held office hours, responded to emails and other student efforts to contact the instructor).

										--- Comparisons ---			
										HIST		All	
										Mean	Pct	Mean	Pct

Responses: [SD] [B] [C] [D] [E] [F] [SA] Med. Mode S.D. N Mean

0 0 0 0 0 1 3 7 7 .43 4 6.8 6.3 67 6.3 63

Number of Individuals / Survey Responses used for Comparisons: 12 / 98 229 / 1,757

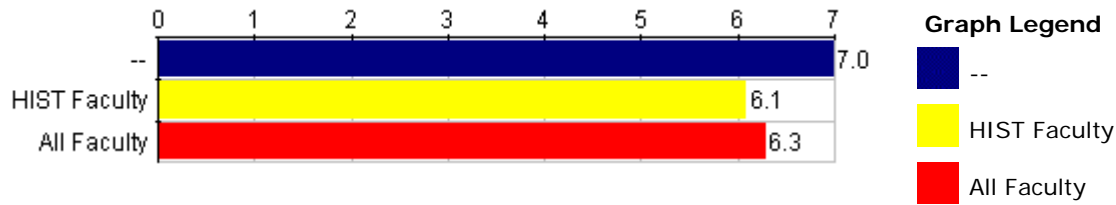
Responses: [SD] Strongly Disagree=1 [B] 0=2 [C] 0=3 [D] 0=4 [E] 0=5 [F] 0=6 [SA] Strongly Agree=7
Pct = Percentile Rank (Higher is better)

Q18 - Please explain or comment on the question above.

Faculty: Manes, Yael

Response Rate: 50.00% (2 of 4)

- Mael was always available for questions and feedback.
- I've never attended office hours but whenever I did e-mail Prof. Manes, her response was very prompt



Instructor Questions

General Instructor Questions

Q19 The instructor clarified material that required further explanation (for example, listened to questions, responded to students).

		Responses							Individual				--- Comparisons ---				
		[SD]	[B]	[C]	[D]	[E]	[F]	[SA]	Med.	Mode	S.D.	N	Mean	HIST Mean	HIST Pct	All Mean	All Pct

		0	0	0	0	0	0	4	7	7	0	4	7	6.1	84	6.3	81
--	--	---	---	---	---	---	---	---	---	---	---	---	---	-----	----	-----	----

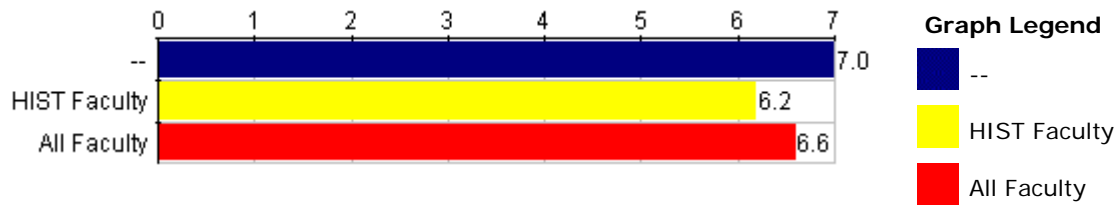
Number of Individuals / Survey Responses used for Comparisons: 12 / 101 228 / 1,804

Responses: [SD] Strongly Disagree=1 [B] 0=2 [C] 0=3 [D] 0=4 [E] 0=5 [F] 0=6 [SA] Strongly Agree=7
Pct = Percentile Rank (Higher is better)

Q20 - Please explain or comment on the question above.

Faculty: Manes, Yael

Response Rate: No participants responded to this question. (0 of 4)



Instructor Questions

General Instructor Questions

Q21 The instructor treated students with respect.

	Responses							Individual				--- Comparisons ---				
	[SD]	[B]	[C]	[D]	[E]	[F]	[SA]	Med.	Mode	S.D.	N	Mean	Mean	Pct	Mean	Pct
	0	0	0	0	0	0	4	7	7	0	4	7	6.2	75	6.6	61

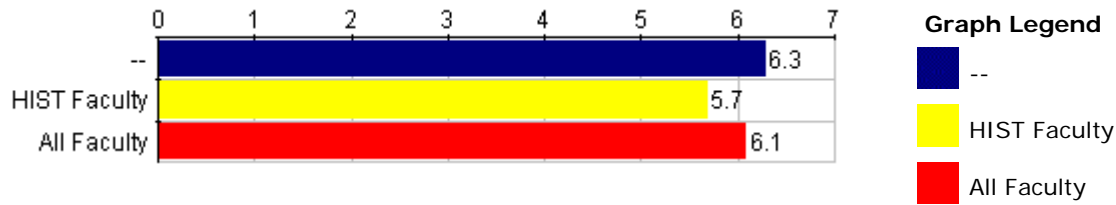
Number of Individuals / Survey Responses used for Comparisons: 12 / 100 228 / 1,808

Responses: [SD] Strongly Disagree=1 [B] 0=2 [C] 0=3 [D] 0=4 [E] 0=5 [F] 0=6 [SA] Strongly Agree=7
Pct = Percentile Rank (Higher is better)

Q22 - Please explain or comment on the question above.

Faculty: Manes, Yael

Response Rate: No participants responded to this question. (0 of 4)



Instructor Questions

General Instructor Questions

Q23 The instructor clearly defined how assignments would be evaluated.

		--										--- Comparisons ---					
		Responses						Individual				HIST		All			
		[SD]	[B]	[C]	[D]	[E]	[F]	[SA]	Med.	Mode	S.D.	N	Mean	Mean	Pct	Mean	Pct
		0	0	0	0	1	1	2	6.5	7	.83	4	6.3	5.7	59	6.1	43

Number of Individuals / Survey Responses used for Comparisons: 12 / 102 228 / 1,784

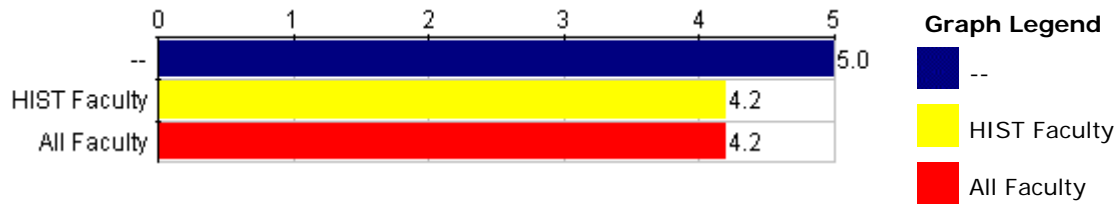
Responses: [SD] Strongly Disagree=1 [B] 0=2 [C] 0=3 [D] 0=4 [E] 0=5 [F] 0=6 [SA] Strongly Agree=7
Pct = Percentile Rank (Higher is better)

Q24 - Please explain or comment on the question above.

Faculty: Manes, Yael

Response Rate: 50.00% (2 of 4)

- Explanations of what you wanted in the paper, annotated bibliography, and presentation would have been helpful.
- I would have felt better if some of the assignment were more defined.



Instructor Questions

General Instructor Questions

--

--- Comparisons ---

Q25 Overall rating of the teaching of the course.

Responses					Individual					HIST		All	
[U]	[P]	[G]	[VG]	[E]	Med.	Mode	S.D.	N	Mean	Mean	Pct	Mean	Pct
0	0	0	0	4	5	5	0	4	5	4.2	100	4.2	83
Number of Individuals / Survey Responses used for Comparisons:										12 / 102		229 / 1,810	

Responses: [U] unsatisfactory=1 [P] poor=2 [G] good=3 [VG] very good=4 [E] excellent=5
Pct = Percentile Rank (Higher is better)

Q26 - Please explain or comment on the question above.

Faculty: Manes, Yael

Response Rate: 50.00% (2 of 4)

- This was my favorite class this semester. Mael is very engaging and made the material interesting and relevant. Several times throughout the course I considered switching majors.
- good job!