

2014 Spring Semester Evaluations
14/SP (2014)

Agnes Scott College
Agnes Scott


Course: HIS-280 A - Hist of Science/Ancient to Mod

Department: HIST

Responsible Faculty: Yael Manes

Responses / Expected: 7 / 19 (36.84%)

Overall Mean:
6.3 Strong Disagreement to Strong Agree (63 responses)
4.4 unsatisfactory to excellent (14 responses)
2.3 Reason for taking course (7 responses)
2.1 Class year (7 responses)



Student Demographics Student Year/Course Selection	HIS-280 - A							--- Survey Comparisons ---									
	Responses							Course			HIST		All				
	FY	S	J	S	MAT	P	N	Mean	Med.	Mode	Std Dev	N	Mean	Pct Rnk	N	Mean	Pct Rnk
Q1 What is your class year?	2	2	3	0	0	0	7	2.1	2	3	.83	102	2.4	34	2.1K	2.3	42

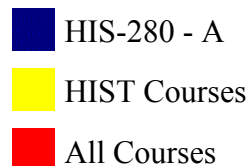
Responses: [FY] first year=1 [S] sophomore=2 [J] junior=3 [S] senior=4 [MAT] MAT=5 [P] PBPM=6
Pct Rnk: Percentile Rank (100 is best, calculated vs. precise Mean)

Q2 - If your class year is other, please specify.

Response Rate: No participants responded to this question. (0 of 7)



Graph Legend



Student Demographics
Student Year/Course Selection

HIS-280 - A

--- Survey Comparisons ---

	Responses				Course					HIST		All		
	ADR	AMR	AE	N	Mean	Med.	Mode	Std Dev	N	Mean	Pct Rnk	N	Mean	Pct Rnk
Q3 I took this course as:	1	3	3	7	2.3	2	2,3	.70	101	2.1	63	2K	2.0	71

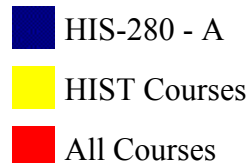
Responses: [ADR] a distributional requirement=1 [AMR] a major/minor requirement=2 [AE] an elective=3
Pct Rnk: Percentile Rank (100 is best, calculated vs. precise Mean)

Q4 - If the reason you took the course is other, please explain.

Response Rate: No participants responded to this question. (0 of 7)



Graph Legend



Course Questions
General Questions

HIS-280 - A

--- Survey Comparisons ---

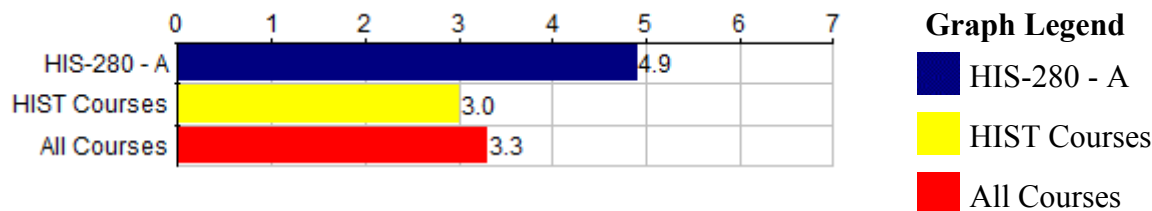
	Responses				Course					HIST		All						
	SD	0	0	0	0	SA	N	Mean	Med.	Mode	Std Dev	N	Mean	Pct Rnk	N	Mean	Pct Rnk	
Q5 There were aspects of the course that were especially effective in helping you learn.	0	0	0	1	1	1	4	7	6.1	7	7	1.12	106	6.2	47	2K	5.9	58

Responses: [SD] Strongly Disagree=1 [0] 0=2 [0] 0=3 [0] 0=4 [0] 0=5 [0] 0=6 [SA] Strongly Agree=7
 Pct Rnk: Percentile Rank (100 is best, calculated vs. precise Mean)

Q6 - Please explain or comment on the question above .

Response Rate: 14.29% (1 of 7)

- 1 The blog posts were a pain, but they did help me to comprehend the material.



Course Questions	HIS-280 - A										--- Survey Comparisons ---							
	Responses					Course					HIST			All				
General Questions	SD	0	0	0	0	SA	N	Mean	Med.	Mode	Std Dev	N	Mean	Pct Rnk	N	Mean	Pct Rnk	
Q7 There were aspects of the course that were not effective in helping you learn.	0	2	0	1	0	2	2	7	4.9	6	2,6,7	2.03	105	3.0	97	2K	3.3	92

Responses: [SD] Strongly Disagree=1 [0] 0=2 [0] 0=3 [0] 0=4 [0] 0=5 [0] 0=6 [SA] Strongly Agree=7
 Pct Rnk: Percentile Rank (100 is best, calculated vs. precise Mean)

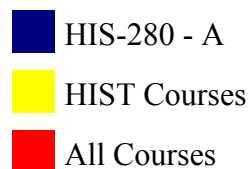
Q8 - Please explain or comment on the question above.

Response Rate: 42.86% (3 of 7)

- 1 With the final paper the expectations and guidelines were a slightly unclear.
- 2 We spent way more time on the astronomy than I'd have liked. I felt really, really bored in class and with the readings for a long time there.
- 3 I sometimes felt that our readings did not go along with our class lectures. I felt like we didn't discuss what we read enough!



Graph Legend



Course Questions
General Questions

Q9 This course was intellectually challenging.

Course Questions	Responses							HIS-280 - A					--- Survey Comparisons ---					
	SD	0	0	0	0	0	SA	N	Mean	Med.	Mode	Std Dev	N	Mean	Pct Rnk	N	Mean	Pct Rnk
General Questions																		
Q9 This course was intellectually challenging.	0	0	1	0	1	2	3	7	5.9	6	7	1.36	102	5.8	47	2K	5.8	45

Responses: [SD] Strongly Disagree=1 [0] 0=2 [0] 0=3 [0] 0=4 [0] 0=5 [0] 0=6 [SA] Strongly Agree=7
Pct Rnk: Percentile Rank (100 is best, calculated vs. precise Mean)

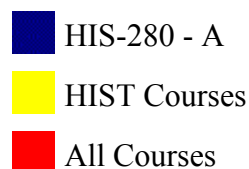
Q10 - Please explain or comment on the question above.

Response Rate: 14.29% (1 of 7)

1 I feel that I learned a lot.



Graph Legend



Course Questions
General Questions

Course Questions	Responses							HIS-280 - A					--- Survey Comparisons ---				
	SD	0	0	0	0	0	SA	N	Mean	Med.	Mode	Std Dev	N	Mean	Pct Rnk	N	Mean

SD 0 0 0 0 0 SA N Mean Med. Mode Std N Mean Pct N Mean Pct
Dev Rnk Rnk

Q11 I made positive contributions to this course (for example, preparing for class, attending class regularly, participating in class discussions, and listening to others).

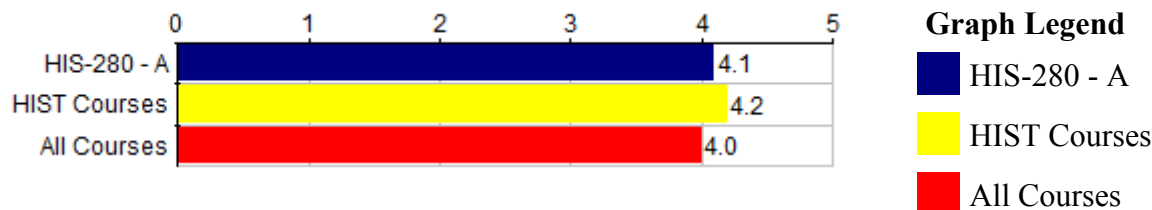
0 0 0 1 1 0 5 7 6.3 7 7 1.16 103 6.2 59 2K 6.1 60

Responses: [SD] Strongly Disagree=1 [0] 0=2 [0] 0=3 [0] 0=4 [0] 0=5 [0] 0=6 [SA] Strongly Agree=7
Pct Rnk: Percentile Rank (100 is best, calculated vs. precise Mean)

Q12 - Please explain or comment on the question above.

Response Rate: 14.29% (1 of 7)

1 I always listened in class and did most of the readings. I do not participate in the discussions because I usually get too nervous. I liked hearing what other people had to say though.



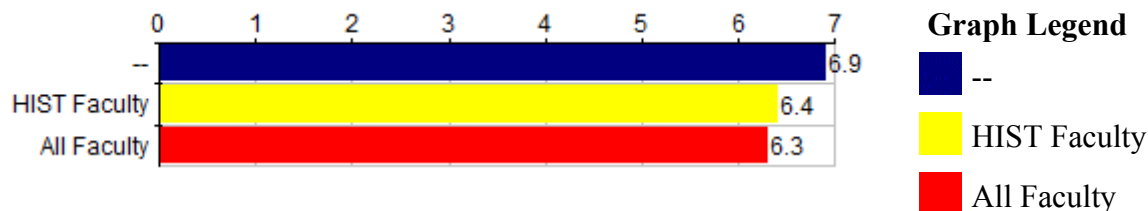
Course Questions	HIS-280 - A							--- Survey Comparisons ---								
	Responses							Course			HIST			All		
General Questions	U	P	G	VG	E	N	Mean	Med.	Mode	Std Dev	N	Mean	Pct Rnk	N	Mean	Pct Rnk
Q13 Overall rating of the course.	0	0	2	2	3	7	4.1	4	5	.83	106	4.2	22	2K	4.0	53

Responses: [U] unsatisfactory=1 [P] poor=2 [G] good=3 [VG] very good=4 [E] excellent=5
Pct Rnk: Percentile Rank (100 is best, calculated vs. precise Mean)

Q14 - Please explain or comment on the question above.

Response Rate: 28.57% (2 of 7)

- I think it would benefit from an overhaul. I liked it well enough, but it wasn't what I was anticipating. I think it needs more focus on non-Western sciences, since the Islamic world felt like just a two week long blip on the radar. It was so tied up in the ancient sciences when I was really hoping for a review of a much wider time frame. I felt really bored a lot of the time, when I'd initially been very excited for this course. Please redesign the class for the future!
- 2 I feel that we studied too much astronomy. Although it was interesting, it would have been better to move along a little quicker in the semester to get more out of the class.



Instructor Questions	--											--- Survey Comparisons ---					
	Responses					Individual						HIST			All		
General Instructor Questions	SD	0	0	0	0	SA	N	Mean	Med.	Mode	Std Dev	N	Mean	Pct Rnk	N	Mean	Pct Rnk
Q15 The instructor defined the plan for the course, including what was required of students (for example, stated the plan for the course in the syllabus, in the class).	0	0	0	0	1	6	7	6.9	7	7	.35	104	6.4	78	2.1K	6.3	82

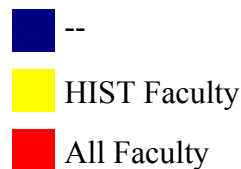
Responses: [SD] Strongly Disagree=1 [0] 0=2 [0] 0=3 [0] 0=4 [0] 0=5 [0] 0=6 [SA] Strongly Agree=7
Pct Rnk: Percentile Rank (100 is best, calculated vs. precise Mean)

Q16 - Please explain or comment on the question above.

Faculty: Manes, Yael

Response Rate: No participants responded to this question. (0 of 7)

Graph Legend



Instructor Questions
General Instructor Questions

Responses		Individual			--- Survey Comparisons ---												
SD	0	0	0	0	0	SA	N	Mean	Med.	Mode	Std Dev	N	Mean	Pct Rnk	N	Mean	Pct Rnk

Q17 The instructor was available to students outside of class (for example, held office hours, responded to emails and other student efforts to contact the instructor).

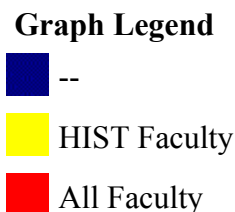
0	0	0	0	1	1	5	7	6.6	7	7	.73	104	6.1	56	2K	6.2	63
---	---	---	---	---	---	---	---	-----	---	---	-----	-----	-----	----	----	-----	----

Responses: [SD] Strongly Disagree=1 [0] 0=2 [0] 0=3 [0] 0=4 [0] 0=5 [0] 0=6 [SA] Strongly Agree=7
Pct Rnk: Percentile Rank (100 is best, calculated vs. precise Mean)

Q18 - Please explain or comment on the question above.

Faculty: Manes, Yael

Response Rate: No participants responded to this question. (0 of 7)



Instructor Questions
General Instructor Questions

Responses		Individual			--- Survey Comparisons ---												
SD	0	0	0	0	0	SA	N	Mean	Med.	Mode	Std Dev	N	Mean	Pct Rnk	N	Mean	Pct Rnk

Q19 The instructor clarified material that required further explanation (for example, listened to questions, responded to students).

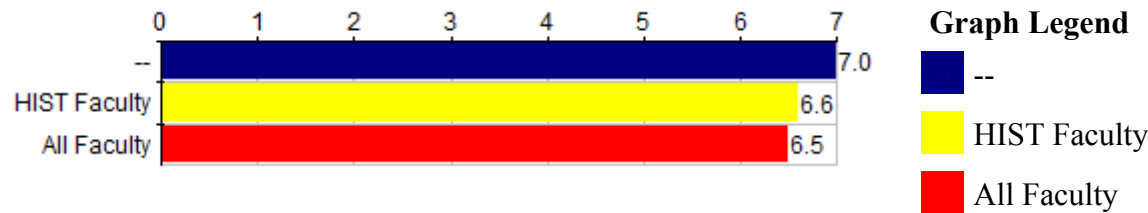
0 0 0 0 0 2 5 7 6.7 7 7 .45 103 6.4 63 2.1K 6.1 75

Responses: [SD] Strongly Disagree=1 [0] 0=2 [0] 0=3 [0] 0=4 [0] 0=5 [0] 0=6 [SA] Strongly Agree=7
Pct Rnk: Percentile Rank (100 is best, calculated vs. precise Mean)

Q20 - Please explain or comment on the question above.

Faculty: Manes, Yael

Response Rate: No participants responded to this question. (0 of 7)



Instructor Questions
General Instructor Questions

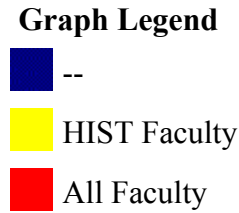
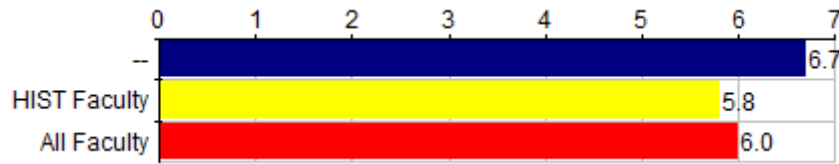
	Responses			Individual				--- Survey Comparisons ---										
	SD	N	Mean	Med.	Mode	Std Dev	N	Mean	Pct Rnk	N	Mean	Pct Rnk						
Q21 The instructor treated students with respect.	0	0	0	0	0	0	7	7	7.0	7	7	0	105	6.6	84	2.1K	6.5	85

Responses: [SD] Strongly Disagree=1 [0] 0=2 [0] 0=3 [0] 0=4 [0] 0=5 [0] 0=6 [SA] Strongly Agree=7
Pct Rnk: Percentile Rank (100 is best, calculated vs. precise Mean)

Q22 - Please explain or comment on the question above.

Faculty: Manes, Yael

Response Rate: No participants responded to this question. (0 of 7)



Instructor Questions
General Instructor Questions

--

--- Survey Comparisons ---

Responses	Individual			HIST			All					
	SD	N	Mean	Med.	Mode	Std Dev	N	Mean	Pct Rnk	N	Mean	Pct Rnk
0 0 0 0 0 2 5 7	0	0	6.7	7	7	.45	103	5.8	91	2.1K	6.0	83

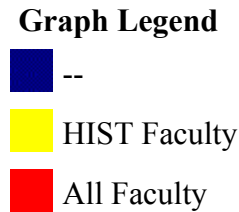
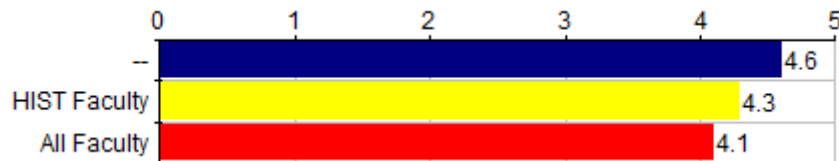
Q23 The instructor clearly defined how assignments would be evaluated.

Responses: [SD] Strongly Disagree=1 [0] 0=2 [0] 0=3 [0] 0=4 [0] 0=5 [0] 0=6 [SA] Strongly Agree=7
Pct Rnk: Percentile Rank (100 is best, calculated vs. precise Mean)

Q24 - Please explain or comment on the question above.

Faculty: Manes, Yael

Response Rate: No participants responded to this question. (0 of 7)



Instructor Questions
General Instructor Questions

--

--- Survey Comparisons ---

Responses	Individual			HIST			All		
-----------	------------	--	--	------	--	--	-----	--	--

	U	P	G	VG	E	N	Mean	Med.	Mode	Std Dev	N	Mean	Pct Rnk	N	Mean	Pct Rnk
--	---	---	---	----	---	---	------	------	------	---------	---	------	---------	---	------	---------

Q25 Overall rating of the teaching of the course.

	0	0	0	3	4	7	4.6	5	5	.49	106	4.3	69	2.1K	4.1	71
--	---	---	---	---	---	---	-----	---	---	-----	-----	-----	----	------	-----	----

Responses: [U] unsatisfactory=1 [P] poor=2 [G] good=3 [VG] very good=4 [E] excellent=5
 Pct Rnk: Percentile Rank (100 is best, calculated vs. precise Mean)

Q26 - Please explain or comment on the question above.

Faculty: Manes, Yael

Response Rate: 42.86% (3 of 7)

- 1 She's an excellent professor! I do rather wish the course had been differently laid out, but I enjoyed her teaching.
- 2 I really loved the course! It would be wonderful if more history of medicine was included in this course or if Dr. Manes taught a class on the history of medicine!
 Overall, Dr. Manes is an incredibly brilliant woman and professor and I would take another class of hers anytime!
- 3 Dr. Manes is a awesome professor and I look forward to her classes.

2014 Spring Semester Evaluations
 14/SP (2014)

Agnes Scott College
 Agnes Scott

Course: HIS-309 A - The Enlightenment in Europe

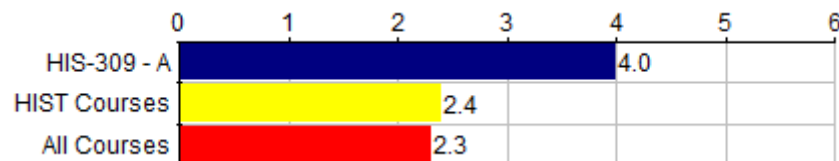
Department: HIST

Responsible Faculty: Yael Manes

Responses / Expected: 1 / 4 (25%)

Overall Mean:

- 6.1 Strong Disagreement to Strong Agree (9 responses)
- 5.0 unsatisfactory to excellent (2 responses)
- 4.0 Class year (1 responses)
- 3.0 Reason for taking course (1 responses)



Graph Legend
 ■ HIS-309 - A
 ■ HIST Courses



HIS-309 - A

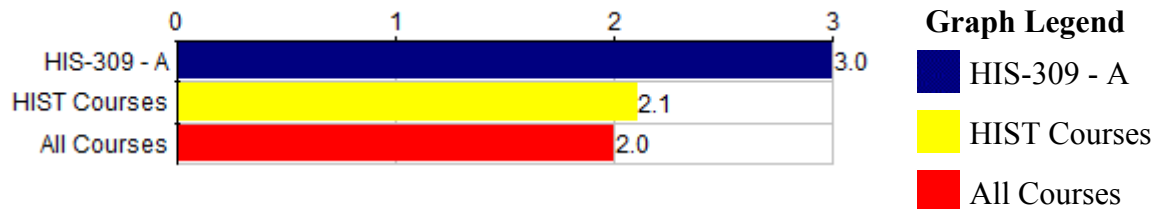
--- Survey Comparisons ---

Student Demographics Student Year/Course Selection	Responses							Course						HIST			All	
	FY	S	J	S	MAT	P	N	Mean	Med.	Mode	Std Dev	N	Mean	Pct Rnk	N	Mean	Pct Rnk	
Q1 What is your class year?	0	0	0	1	0	0	1	4.0	4	4	0	102	2.4	94	2.1K	2.3	95	

Responses: [FY] first year=1 [S] sophomore=2 [J] junior=3 [S] senior=4 [MAT] MAT=5 [P] PBPM=6
Pct Rnk: Percentile Rank (100 is best, calculated vs. precise Mean)

Q2 - If your class year is other, please specify.

Response Rate: No participants responded to this question. (0 of 1)




Student Demographics Student Year/Course Selection	Responses					Course					--- Survey Comparisons ---				
	ADR	AMR	AE	N	Mean	Med.	Mode	Std Dev	N	Mean	Pct Rnk	N	Mean	Pct Rnk	
Q3 I took this course as:	0	0	1	1	3.0	3	3	0	101	2.1	94	2K	2.0	97	

Responses: [ADR] a distributional requirement=1 [AMR] a major/minor requirement=2 [AE] an elective=3
Pct Rnk: Percentile Rank (100 is best, calculated vs. precise Mean)

Q4 - If the reason you took the course is other, please explain.

Response Rate: No participants responded to this question. (0 of 1)



Graph Legend

- HIS-309 - A
- HIST Courses
- All Courses

Course Questions
General Questions

HIS-309 - A												--- Survey Comparisons ---					
Responses						Course						HIST			All		
SD	0	0	0	0	0	SA	N	Mean	Med.	Mode	Std Dev	N	Mean	Pct Rnk	N	Mean	Pct Rnk
0	0	0	0	0	1	0	1	6.0	6	6	0	106	6.2	31	2K	5.9	46

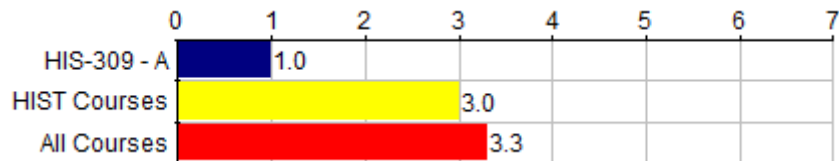
Q5 There were aspects of the course that were especially effective in helping you learn.

Responses: [SD] Strongly Disagree=1 [0] 0=2 [0] 0=3 [0] 0=4 [0] 0=5 [0] 0=6 [SA] Strongly Agree=7
Pct Rnk: Percentile Rank (100 is best, calculated vs. precise Mean)

Q6 - Please explain or comment on the question above .

Response Rate: 100.00% (1 of 1)

1 I found our close readings of the texts in class to be a very beneficial way of understanding the actual materials read and the major intellectual debates from the Enlightenment that are expressed in those texts



Graph Legend

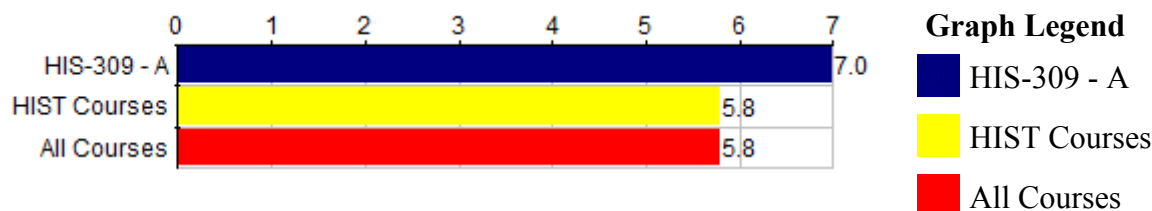
- HIS-309 - A
- HIST Courses
- All Courses

Course Questions General Questions	HIS-309 - A												--- Survey Comparisons ---					
	Responses						Course						HIST			All		
	SD	0	0	0	0	0	SA	N	Mean	Med.	Mode	Std Dev	N	Mean	Pct Rnk	N	Mean	Pct Rnk
Q7 There were aspects of the course that were not effective in helping you learn.	1	0	0	0	0	0	0	1	1.0	1	1	0	105	3.0	6	2K	3.3	2

Responses: [SD] Strongly Disagree=1 [0] 0=2 [0] 0=3 [0] 0=4 [0] 0=5 [0] 0=6 [SA] Strongly Agree=7
 Pct Rnk: Percentile Rank (100 is best, calculated vs. precise Mean)

Q8 - Please explain or comment on the question above.

Response Rate: No participants responded to this question. (0 of 1)



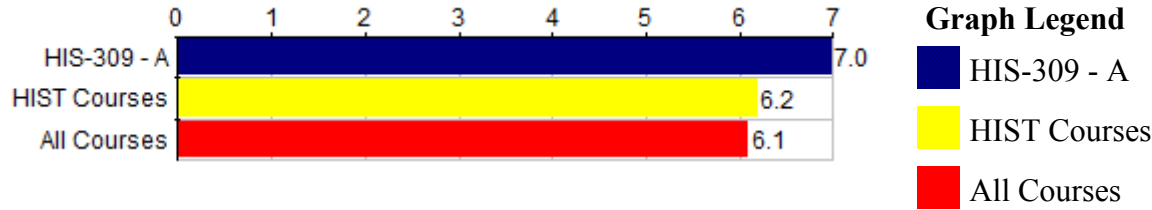
Course Questions General Questions	HIS-309 - A												--- Survey Comparisons ---					
	Responses						Course						HIST			All		
	SD	0	0	0	0	0	SA	N	Mean	Med.	Mode	Std Dev	N	Mean	Pct Rnk	N	Mean	Pct Rnk
Q9 This course was intellectually challenging.	0	0	0	0	0	0	1	1	7.0	7	7	0	102	5.8	91	2K	5.8	96

Responses: [SD] Strongly Disagree=1 [0] 0=2 [0] 0=3 [0] 0=4 [0] 0=5 [0] 0=6 [SA] Strongly Agree=7
 Pct Rnk: Percentile Rank (100 is best, calculated vs. precise Mean)

Q10 - Please explain or comment on the question above.

Response Rate: 100.00% (1 of 1)

1 The philosophical texts were quite challenging at times



Course Questions
General Questions

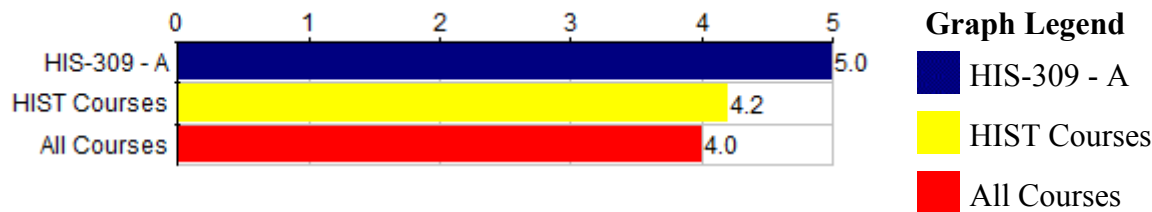
HIS-309 - A										--- Survey Comparisons ---										
Responses					Course					HIST			All							
SD	0	1	2	3	4	5	6	7	SA	N	Mean	Med.	Mode	Std Dev	N	Mean	Pct Rnk	N	Mean	Pct Rnk
0	0	0	0	0	0	0	0	1	1	7.0	7	7	0	103	6.2	97	2K	6.1	97	

Q11 I made positive contributions to this course (for example, preparing for class, attending class regularly, participating in class discussions, and listening to others).

Responses: [SD] Strongly Disagree=1 [0] 0=2 [0] 0=3 [0] 0=4 [0] 0=5 [0] 0=6 [SA] Strongly Agree=7
Pct Rnk: Percentile Rank (100 is best, calculated vs. precise Mean)

Q12 - Please explain or comment on the question above.

Response Rate: No participants responded to this question. (0 of 1)



HIS-309 - A

--- Survey Comparisons ---

Course Questions
General Questions

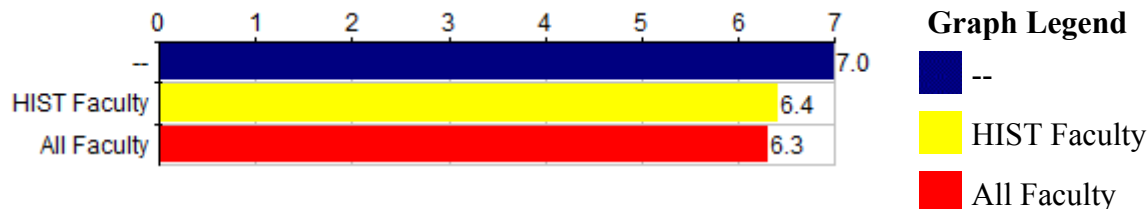
	Responses					E	N	Mean	Course Med.	Mode	Std Dev	N	HIST			All	
	U	P	G	VG	HIST Mean								Pct Rnk	N	Mean	Pct Rnk	

Q13 Overall rating of the course.	0	0	0	0	1	1	5.0	5	5	0	106	4.2	91	2K	4.0	96
-----------------------------------	---	---	---	---	---	---	-----	---	---	---	-----	-----	----	----	-----	----

Responses: [U] unsatisfactory=1 [P] poor=2 [G] good=3 [VG] very good=4 [E] excellent=5
Pct Rnk: Percentile Rank (100 is best, calculated vs. precise Mean)

Q14 - Please explain or comment on the question above.

Response Rate: No participants responded to this question. (0 of 1)



Instructor Questions
General Instructor Questions

	Responses					Individual			HIST			All				
	SD	0	0	0	0	SA	N	Mean	Med.	Mode	Std Dev	N	Mean	Pct Rnk	N	Mean

The instructor defined the plan for the course, including what was required of students (for example, stated the plan for the course in the syllabus, in the class).

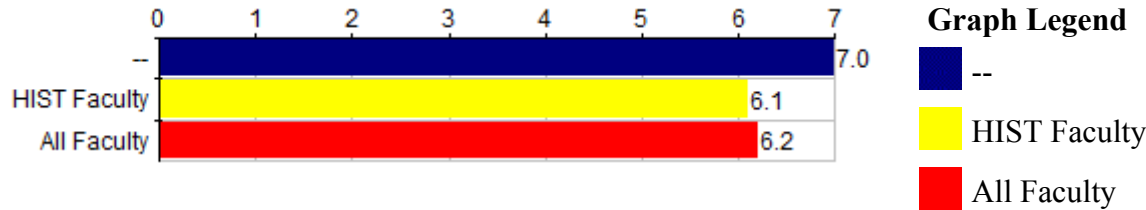
Q15	0	0	0	0	0	1	1	7.0	7	7	0	104	6.4	91	2.1K	6.3	92
-----	---	---	---	---	---	---	---	-----	---	---	---	-----	-----	----	------	-----	----

Responses: [SD] Strongly Disagree=1 [0] 0=2 [0] 0=3 [0] 0=4 [0] 0=5 [0] 0=6 [SA] Strongly Agree=7
Pct Rnk: Percentile Rank (100 is best, calculated vs. precise Mean)

Q16 - Please explain or comment on the question above.

Faculty: Manes, Yael

Response Rate: No participants responded to this question. (0 of 1)



Instructor Questions General Instructor Questions	--											--- Survey Comparisons ---							
	Responses			Individual					HIST			All							
Q17 (for example, held office hours, responded to emails and other student efforts to contact the instructor).	SD	0	0	0	0	0	0	SA	N	Mean	Med.	Mode	Std Dev	N	Mean	Pct Rnk	N	Mean	Pct Rnk
	0	0	0	0	0	0	0	1	1	7.0	7	7	0	104	6.1	91	2K	6.2	93

Responses: [SD] Strongly Disagree=1 [0] 0=2 [0] 0=3 [0] 0=4 [0] 0=5 [0] 0=6 [SA] Strongly Agree=7
 Pct Rnk: Percentile Rank (100 is best, calculated vs. precise Mean)

Q18 - Please explain or comment on the question above.

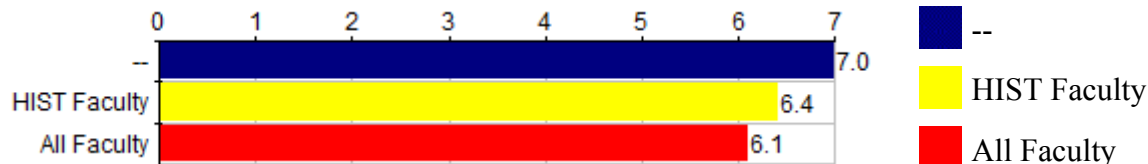
Faculty: Manes, Yael

Response Rate: 100.00% (1 of 1)

- Always willing to meet outside of class

1 - Responded to emails quickly

Graph Legend



Instructor Questions
General Instructor Questions

Responses		Individual			--- Survey Comparisons ---												
SD	0	0	0	0	0	SA	N	Mean	Med.	Mode	Std Dev	HIST		All			
												N	Mean	Pct Rnk	N	Mean	Pct Rnk

Q19 The instructor clarified material that required further explanation (for example, listened to questions, responded to students).

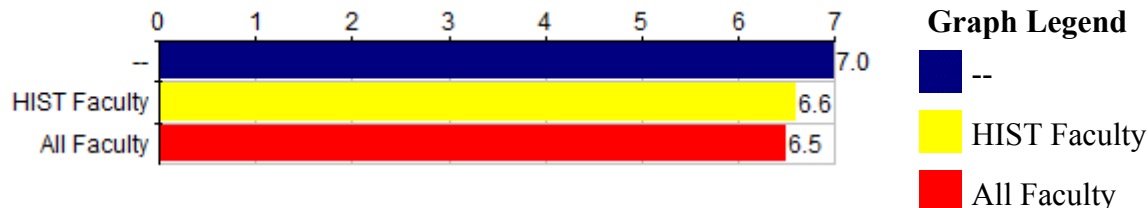
0	0	0	0	0	0	1	1	7.0	7	7	0	103	6.4	94	2.1K	6.1	93
---	---	---	---	---	---	---	---	-----	---	---	---	-----	-----	----	------	-----	----

Responses: [SD] Strongly Disagree=1 [0] 0=2 [0] 0=3 [0] 0=4 [0] 0=5 [0] 0=6 [SA] Strongly Agree=7
Pct Rnk: Percentile Rank (100 is best, calculated vs. precise Mean)

Q20 - Please explain or comment on the question above.

Faculty: Manes, Yael

Response Rate: No participants responded to this question. (0 of 1)



Instructor Questions
General Instructor Questions

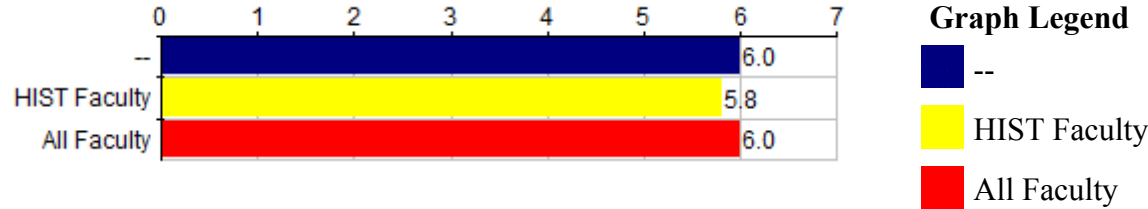
Responses		Individual			--- Survey Comparisons ---												
SD	0	0	0	0	0	SA	N	Mean	Med.	Mode	Std Dev	HIST		All			
												N	Mean	Pct Rnk	N	Mean	Pct Rnk

Q21 The instructor treated students with respect. 0 0 0 0 0 0 1 1 7.0 7 7 0 105 6.6 84 2.1K 6.5 85
 Responses: [SD] Strongly Disagree=1 [0] 0=2 [0] 0=3 [0] 0=4 [0] 0=5 [0] 0=6 [SA] Strongly Agree=7
 Pct Rnk: Percentile Rank (100 is best, calculated vs. precise Mean)

Q22 - Please explain or comment on the question above.

Faculty: Manes, Yael

Response Rate: No participants responded to this question. (0 of 1)

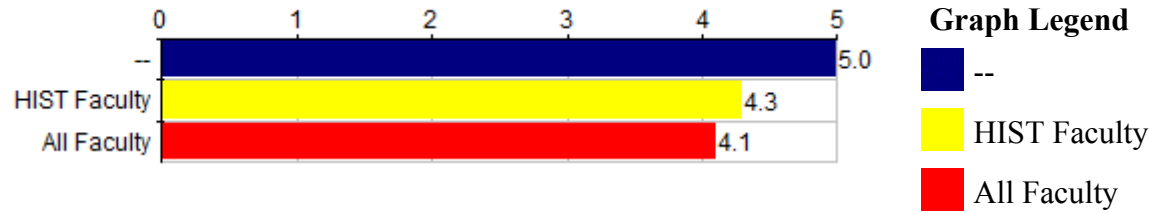


Instructor Questions	--												--- Survey Comparisons ---					
	Responses						Individual						HIST			All		
General Instructor Questions	SD	0	0	0	0	0	SA	N	Mean	Med.	Mode	Std Dev	N	Mean	Pct Rnk	N	Mean	Pct Rnk
Q23 The instructor clearly defined how assignments would be evaluated.	0	0	0	0	0	1	0	1	6.0	6	6	0	103	5.8	50	2.1K	6.0	40
	Responses: [SD] Strongly Disagree=1 [0] 0=2 [0] 0=3 [0] 0=4 [0] 0=5 [0] 0=6 [SA] Strongly Agree=7 Pct Rnk: Percentile Rank (100 is best, calculated vs. precise Mean)																	

Q24 - Please explain or comment on the question above.

Faculty: Manes, Yael

Response Rate: No participants responded to this question. (0 of 1)



Instructor Questions General Instructor Questions	Responses										--- Survey Comparisons ---					
	U	P	G	VG	E	N	Mean	Med.	Mode	Std Dev	N	HIST		All		
												Mean	Pct Rnk	N	Mean	Pct Rnk
Q25 Overall rating of the teaching of the course.	0	0	0	0	1	1	5.0	5	5	0	106	4.3	94	2.1K	4.1	95

Responses: [U] unsatisfactory=1 [P] poor=2 [G] good=3 [VG] very good=4 [E] excellent=5
 Pct Rnk: Percentile Rank (100 is best, calculated vs. precise Mean)

Q26 - Please explain or comment on the question above.

Faculty: Manes, Yael

Response Rate: No participants responded to this question. (0 of 1)