

2016Spring Survey
16/SP (2016)

Agnes Scott College
Agnes Scott


Course: HIS-290 A - The Historical Imagination

Department: HIST

Responsible Faculty: Yael Manes

Responses / Expected: 15 / 15 (100%)

Overall Mean:
6.2 Strong Disagreement to Strong Agree (135 responses)
4.3 unsatisfactory to excellent (29 responses)
2.1 Class year (15 responses)
2.1 Reason for taking course (15 responses)

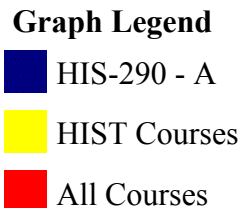


Student Demographics	HIS-290 - A												--- Survey Comparisons ---				
	Responses							Course					HIST		All		
Student Year/Course Selection	FY	S	J	S	MAT	P	N	Mean	Med.	Mode	Std Dev	N	Mean	Pct Rnk	N	Mean	Pct Rnk
Q1 What is your class year?	4	7	2	2	0	0	15	2.1	2	2	.96	109	2.6	13	2K	2.3	39

Responses: [FY] first year=1 [S] sophomore=2 [J] junior=3 [S] senior=4 [MAT] MAT=5 [P] PBPM=6
Pct Rnk: Percentile Rank (100 is best, calculated vs. precise Mean)

Q2 - If your class year is other, please specify.

Response Rate: No participants responded to this question. (0 of 15)



Student Demographics
Student Year/Course Selection

HIS-290 - A

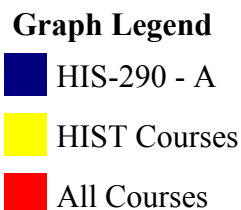
--- Survey Comparisons ---

	Responses				Course					HIST		All		
	ADR	AMR	AE	N	Mean	Med.	Mode	Std Dev	N	Mean	Pct Rnk	N	Mean	Pct Rnk
Q3 I took this course as:	0	13	2	15	2.1	2	2	.34	108	2.1	46	1.9K	1.9	63

Responses: [ADR] a distributional requirement=1 [AMR] a major/minor requirement=2 [AE] an elective=3
Pct Rnk: Percentile Rank (100 is best, calculated vs. precise Mean)

Q4 - If the reason you took the course is other, please explain.

Response Rate: No participants responded to this question. (0 of 15)



Course Questions
General Questions

HIS-290 - A

--- Survey Comparisons ---

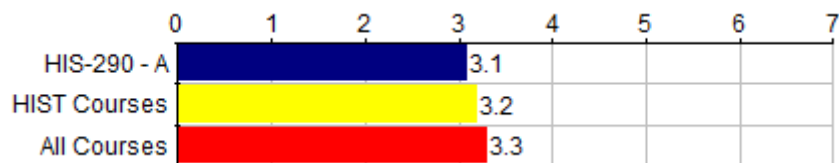
	Responses							Course				HIST		All				
	SD	0	0	0	0	0	SA	N	Mean	Med.	Mode	Std Dev	N	Mean	Pct Rnk	N	Mean	Pct Rnk
Q5 There were aspects of the course that were especially effective in helping you learn.	0	0	0	1	3	4	7	15	6.1	6	7	.96	108	6.3	38	2K	5.9	49

Responses: [SD] Strongly Disagree=1 [0] 0=2 [0] 0=3 [0] 0=4 [0] 0=5 [0] 0=6 [SA] Strongly Agree=7
 Pct Rnk: Percentile Rank (100 is best, calculated vs. precise Mean)

Q6 - Please explain or comment on the question above .

Response Rate: 33.33% (5 of 15)

- 1 This course actually shaped my thinking as a historian and how I am to be held responsible as a historian.
- 2 The readings and discussions were very helpful, but often overly verbose.
- 3 Small group discussion before full group discussion was nice to have.
- 4 Professor Manes is very good at explaining concepts clearly and effectively.
- 5 Helped me understand history in a better light.



Graph Legend

- HIS-290 - A
- HIST Courses
- All Courses

Course Questions	HIS-290 - A											--- Survey Comparisons ---						
	Responses					Course						HIST		All				
General Questions	SD	0	0	0	0	SA	N	Mean	Med.	Mode	Std Dev	N	Mean	Pct Rnk	N	Mean	Pct Rnk	
Q7 There were aspects of the course that were not effective in helping you learn.	5	3	1	2	2	0	2	15	3.1	2	1	2.08	107	3.2	46	1.9K	3.3	51

Responses: [SD] Strongly Disagree=1 [0] 0=2 [0] 0=3 [0] 0=4 [0] 0=5 [0] 0=6 [SA] Strongly Agree=7
 Pct Rnk: Percentile Rank (100 is best, calculated vs. precise Mean)

Q8 - Please explain or comment on the question above.

Response Rate: 33.33% (5 of 15)

- 1 The seminar style was very conducive to my learning style.
- 2 The readings were a bit challenging and long.
- 3 I feel that the readings were too dense and the fact that we didn't have a clear progression of information were all distracting.
- 4 Everything in this class helped me to gain a better understand.
- 5 At certain points things that were discussed in class were not entirely clear.



Graph Legend

- HIS-290 - A
- HIST Courses
- All Courses

Course Questions	HIS-290 - A												--- Survey Comparisons ---					
	Responses						Course						HIST			All		
General Questions	SD	0	0	0	0	0	SA	N	Mean	Med.	Mode	Std Dev	N	Mean	Pct Rnk	N	Mean	Pct Rnk
Q9 This course was intellectually challenging.	0	0	1	0	2	5	7	15	6.1	6	7	1.09	109	6.1	38	2K	5.8	58

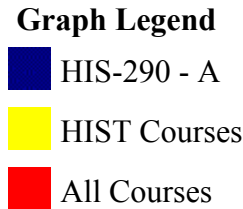
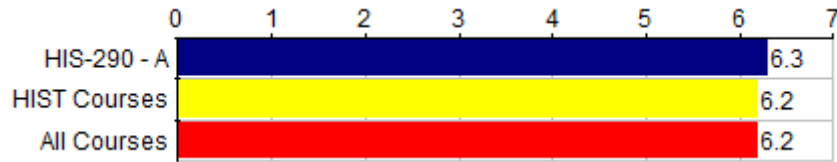
Responses: [SD] Strongly Disagree=1 [0] 0=2 [0] 0=3 [0] 0=4 [0] 0=5 [0] 0=6 [SA] Strongly Agree=7
Pct Rnk: Percentile Rank (100 is best, calculated vs. precise Mean)

Q10 - Please explain or comment on the question above.

Response Rate: 53.33% (8 of 15)

- 1 Yes, some of the readings were a challenge but a nice challenge that when discussed showed me more insight.
- 2 This course really made me reconsider my own beliefs.
- 3 The topics we discussed made me rethink my position as a historian in the course of history itself.
- 4 The readings were a challenge in themselves.
- 5 The readings were hard to understand at first.

- 6 Some of the readings were very challenging but very insightful.
- 7 I thought much harder about the meaning of different aspects of history than I thought I would.
- 8 I felt that I didn't actually have to learn anything, and I feel that I possibly didn't.



Course Questions
General Questions

HIS-290 - A										--- Survey Comparisons ---						
Responses					Course					HIST			All			
SD	0	0	0	0	SA	N	Mean	Med.	Mode	Std Dev	N	Mean	Pct Rnk	N	Mean	Pct Rnk

Q11 I made positive contributions to this course (for example, preparing for class, attending class regularly, participating in class discussions, and listening to others).

0	0	0	0	1	9	5	15	6.3	6	6	.57	109	6.2	54	2K	6.2	51
---	---	---	---	---	---	---	----	-----	---	---	-----	-----	-----	----	----	-----	----


Responses: [SD] Strongly Disagree=1 [0] 0=2 [0] 0=3 [0] 0=4 [0] 0=5 [0] 0=6 [SA] Strongly Agree=7
Pct Rnk: Percentile Rank (100 is best, calculated vs. precise Mean)

Q12 - Please explain or comment on the question above.

Response Rate: 6.67% (1 of 15)

- 1 I would prepare for class each day.





Course Questions General Questions	HIS-290 - A											--- Survey Comparisons ---				
	Responses						Course					HIST		All		
	U	P	G	VG	E	N	Mean	Med.	Mode	Std Dev	N	Mean	Pct Rnk	N	Mean	Pct Rnk
Q13 Overall rating of the course.	0	0	4	7	4	15	4.0	4	4	.73	109	4.3	21	2K	4.0	39

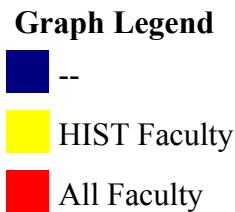
Responses: [U] unsatisfactory=1 [P] poor=2 [G] good=3 [VG] very good=4 [E] excellent=5
 Pct Rnk: Percentile Rank (100 is best, calculated vs. precise Mean)

Q14 - Please explain or comment on the question above.

Response Rate: 20.00% (3 of 15)

This course was pretty good. I enjoyed learning about the representation of history from a historians point of view, learning about the commemoration of the Civil War throughout our campus and Decatur. But, I wish we could have learned more about what life was like for the African Americans who lived during this time period. How were they affected by the Confederacy or the Civil War in Decatur?

- 1 Overall, I was well satisfied with the course.
- 2 It was at times a little boring, but that is more the fault of the subject than the students or professor.



--

--- Survey Comparisons ---

Instructor Questions
General Instructor Questions

	Responses					Individual			HIST			All				
	SD	0	0	0	0	SA	N	Mean	Med.	Mode	Std Dev	N	Mean	Pct Rnk	N	Mean

Q15 The instructor defined the plan for the course, including what was required of students (for example, stated the plan for the course in the syllabus, in the class).

0	0	0	0	0	1	14	15	6.9	7	7	.25	109	6.4	75	2.1K	6.2	83
---	---	---	---	---	---	----	----	-----	---	---	-----	-----	-----	----	------	-----	----

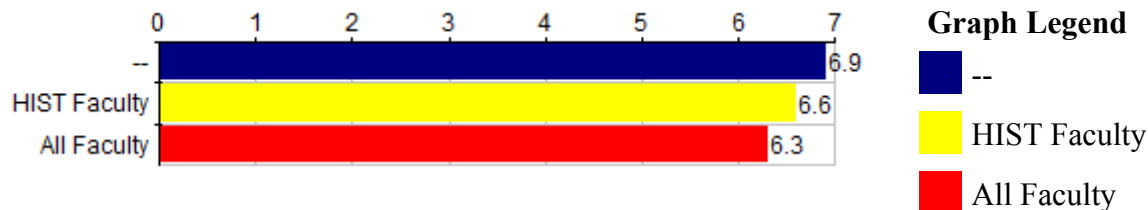
Responses: [SD] Strongly Disagree=1 [0] 0=2 [0] 0=3 [0] 0=4 [0] 0=5 [0] 0=6 [SA] Strongly Agree=7
Pct Rnk: Percentile Rank (100 is best, calculated vs. precise Mean)

Q16 - Please explain or comment on the question above.

Faculty: Manes, Yael

Response Rate: 13.33% (2 of 15)

- 1 Well constructed syllabus
- 2 She was very clear regarding changes and mostly stuck with the plan.



Instructor Questions
General Instructor Questions

	Responses					Individual			HIST			All				
	SD	0	0	0	0	SA	N	Mean	Med.	Mode	Std Dev	N	Mean	Pct Rnk	N	Mean

Q17 The instructor was available to students outside of class (for example, held office hours, responded to emails and other student efforts to contact the instructor).

0	0	0	0	0	2	13	15	6.9	7	7	.34	104	6.6	88	2K	6.3	79
---	---	---	---	---	---	----	----	-----	---	---	-----	-----	-----	----	----	-----	----

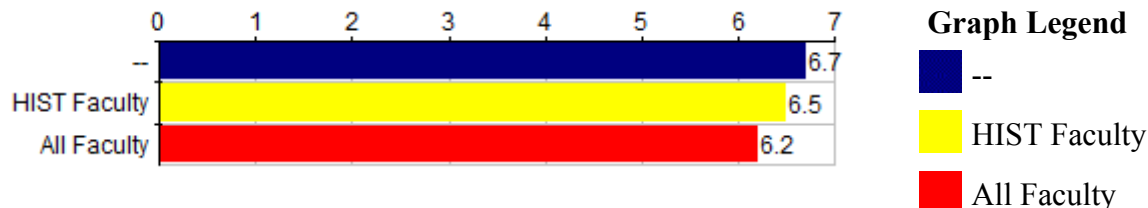
Responses: [SD] Strongly Disagree=1 [0] 0=2 [0] 0=3 [0] 0=4 [0] 0=5 [0] 0=6 [SA] Strongly Agree=7
Pct Rnk: Percentile Rank (100 is best, calculated vs. precise Mean)

Q18 - Please explain or comment on the question above.

Faculty: Manes, Yael

Response Rate: 13.33% (2 of 15)

- 1 always emailed back in great timing
- 2 Her emailing was prompt and respectful.



Instructor Questions	--										--- Survey Comparisons ---							
	Responses					Individual					HIST			All				
General Instructor Questions	SD	0	0	0	0	SA	N	Mean	Med.	Mode	Std Dev	N	Mean	Pct Rnk	N	Mean	Pct Rnk	
The instructor clarified material that required further explanation (for example, listened to questions, responded to students).	0	0	0	1	0	2	12	15	6.7	7	7	.79	108	6.5	63	2.1K	6.2	67

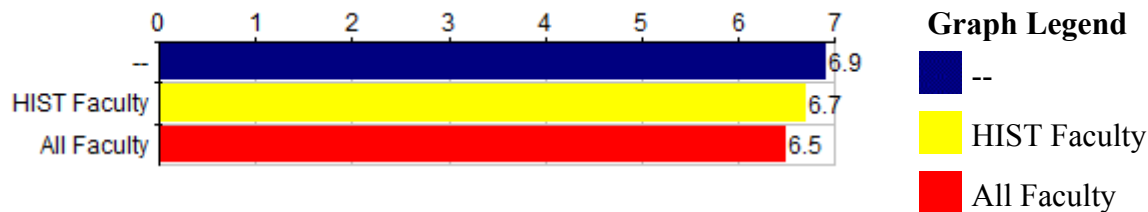
Responses: [SD] Strongly Disagree=1 [0] 0=2 [0] 0=3 [0] 0=4 [0] 0=5 [0] 0=6 [SA] Strongly Agree=7
 Pct Rnk: Percentile Rank (100 is best, calculated vs. precise Mean)

Q20 - Please explain or comment on the question above.

Faculty: Manes, Yael

Response Rate: 6.67% (1 of 15)

- 1 Very much so, all in class discussions were instructive and valuable.



Instructor Questions	Responses													--- Survey Comparisons ---					
	General Instructor Questions						Individual							HIST			All		
	SD	0	0	0	0	0	SA	N	Mean	Med.	Mode	Std Dev	N	Mean	Pct Rnk	N	Mean	Pct Rnk	
Q21 The instructor treated students with respect.	0	0	0	0	0	1	14	15	6.9	7	7	.25	108	6.7	67	2.1K	6.5	71	

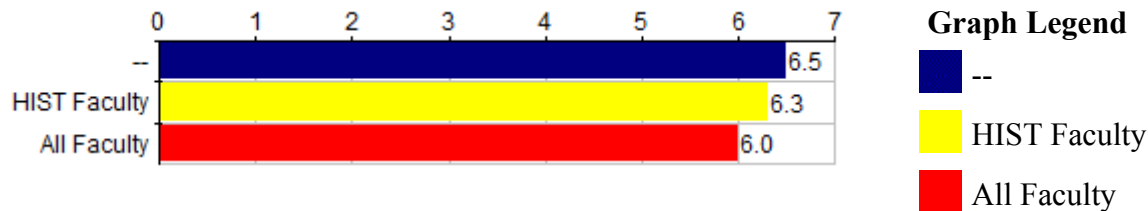
Responses: [SD] Strongly Disagree=1 [0] 0=2 [0] 0=3 [0] 0=4 [0] 0=5 [0] 0=6 [SA] Strongly Agree=7
Pct Rnk: Percentile Rank (100 is best, calculated vs. precise Mean)

Q22 - Please explain or comment on the question above.

Faculty: Manes, Yael

Response Rate: 6.67% (1 of 15)

1 she was considerete of our personal situations and other classes



Instructor Questions	Responses													--- Survey Comparisons ---						
General Instructor Questions																				

Q23 The instructor clearly defined how assignments would be evaluated.

Responses		Individual			HIST			All									
U	P	G	VG	E	N	Mean	Med.	Mode	Std Dev	N	Mean	Pct Rnk	N	Mean	Pct Rnk		
0	0	0	0	2	4	9	15	6.5	7	7	.72	108	6.3	46	2.1K	6.0	63

Responses: [SD] Strongly Disagree=1 [0] 0=2 [0] 0=3 [0] 0=4 [0] 0=5 [0] 0=6 [SA] Strongly Agree=7
Pct Rnk: Percentile Rank (100 is best, calculated vs. precise Mean)

Q24 - Please explain or comment on the question above.

Faculty: Manes, Yael

Response Rate: 6.67% (1 of 15)

1 the syllabus



Graph Legend

-
- HIST Faculty
- All Faculty

Instructor Questions
General Instructor Questions

	Responses					Individual			--- Survey Comparisons ---							
	U	P	G	VG	E	N	Mean	Med.	Mode	Std Dev	N	Mean	Pct Rnk	N	Mean	Pct Rnk
Q25 Overall rating of the teaching of the course.	0	0	0	4	10	14	4.7	5	5	.45	109	4.4	79	2.1K	4.2	78

Responses: [U] unsatisfactory=1 [P] poor=2 [G] good=3 [VG] very good=4 [E] excellent=5
Pct Rnk: Percentile Rank (100 is best, calculated vs. precise Mean)

Q26 - Please explain or comment on the question above.

Faculty: Manes, Yael

Response Rate: 6.67% (1 of 15)

1 She made the best of a boring topic!

2016Spring Survey
16/SP (2016)

Agnes Scott College
Agnes Scott


Course: HIS-309 A - The Enlightenment in Europe

Department: HIST

Responsible Faculty: Yael Manes

Responses / Expected: 11 / 11 (100%)

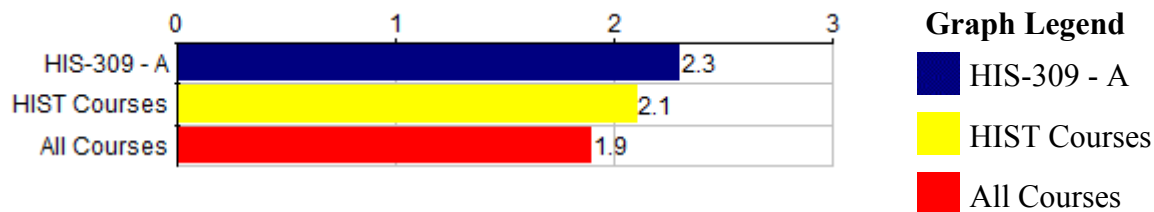
Overall Mean:
 6.1 Strong Disagreement to Strong Agree (99 responses)
 4.5 unsatisfactory to excellent (22 responses)
 2.9 Class year (11 responses)
 2.3 Reason for taking course (11 responses)



Student Demographics	HIS-309 - A							--- Survey Comparisons ---									
	Responses							Course		HIST			All				
Student Year/Course Selection	FY	S	J	S	MAT	P	N	Mean	Med.	Mode	Std Dev	N	Mean	Pct Rnk	N	Mean	Pct Rnk
Q1 What is your class year?	2	1	4	4	0	0	11	2.9	3	3,4	1.08	109	2.6	71	2K	2.3	70
Responses: [FY] first year=1 [S] sophomore=2 [J] junior=3 [S] senior=4 [MAT] MAT=5 [P] PBPM=6 Pct Rnk: Percentile Rank (100 is best, calculated vs. precise Mean)																	

Q2 - If your class year is other, please specify.

Response Rate: No participants responded to this question. (0 of 11)

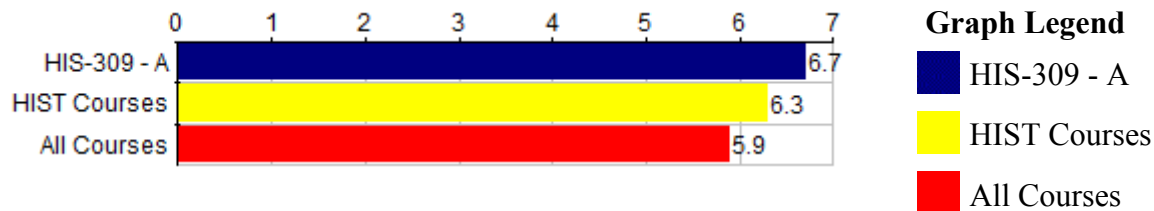


Student Demographics Student Year/Course Selection	Responses				HIS-309 - A			--- Survey Comparisons ---						
	ADR	AMR	AE	N	Mean	Med.	Mode	Std Dev	N	Mean	Pct Rnk	N	Mean	Pct Rnk
Q3 I took this course as:	1	6	4	11	2.3	2	2	.62	108	2.1	71	1.9K	1.9	73

Responses: [ADR] a distributional requirement=1 [AMR] a major/minor requirement=2 [AE] an elective=3
 Pct Rnk: Percentile Rank (100 is best, calculated vs. precise Mean)

Q4 - If the reason you took the course is other, please explain.

Response Rate: No participants responded to this question. (0 of 11)



Course Questions General Questions	Responses				HIS-309 - A			--- Survey Comparisons ---								
	SD	0	0	0	SA	N	Mean	Med.	Mode	Std Dev	N	Mean	Pct Rnk	N	Mean	Pct Rnk
There were aspects of the course that were especially																

Q5 effective in helping you learn.

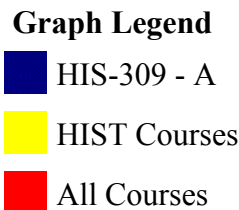
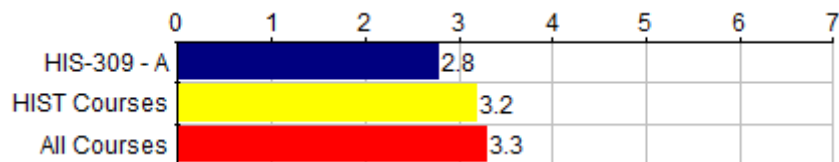
0 0 0 0 0 3 8 11 6.7 7 7 .45 108 6.3 83 2K 5.9 81

Responses: [SD] Strongly Disagree=1 [0] 0=2 [0] 0=3 [0] 0=4 [0] 0=5 [0] 0=6 [SA] Strongly Agree=7
 Pct Rnk: Percentile Rank (100 is best, calculated vs. precise Mean)

Q6 - Please explain or comment on the question above .

Response Rate: 36.36% (4 of 11)

- 1 We were able to have open discussions during clas, as well as have guest lecturers lend their expertise to the class.
- 2 The way the course material was discussed during class.
- 3 The class discussions about the readings were helpful in order to really grasp overall concepts
- 4 I like that the course was more focused on group discussion. It helped make sense of confusing or complex ideas found in the texts, and it allowed for us to hear how other people may have interpreted the same reading differently.



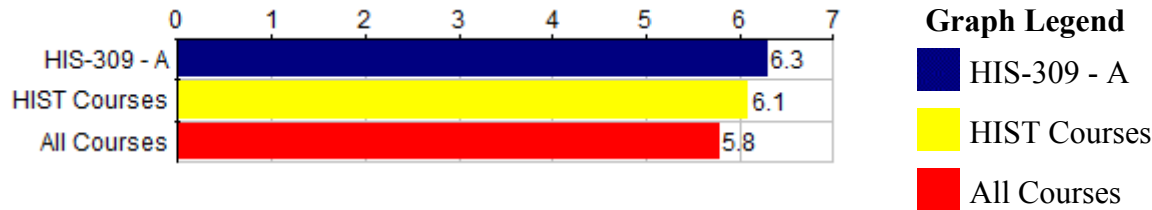
Course Questions	HIS-309 - A											--- Survey Comparisons ---					
	Responses					Course						HIST			All		
General Questions	SD	0	0	0	0	SA	N	Mean	Med.	Mode	Std Dev	N	Mean	Pct Rnk	N	Mean	Pct Rnk
Q7 There were aspects of the course that were not effective in helping you learn.	5	1	1	2	0	1	11	2.8	2	1	2.08	107	3.2	38	1.9K	3.3	40

Responses: [SD] Strongly Disagree=1 [0] 0=2 [0] 0=3 [0] 0=4 [0] 0=5 [0] 0=6 [SA] Strongly Agree=7
 Pct Rnk: Percentile Rank (100 is best, calculated vs. precise Mean)

Q8 - Please explain or comment on the question above.

Response Rate: 18.18% (2 of 11)

- 1 Sometimes students are interrupted by the professor while they are sharing an idea or opinion.
- 2 I wish there had been more lectures from time to time, a little bit more historical background and context on some days instead of so much discussion every class.



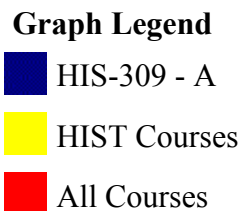
Course Questions	HIS-309 - A												--- Survey Comparisons ---					
	Responses						Course						HIST			All		
General Questions	SD	0	0	0	0	0	SA	N	Mean	Med.	Mode	Std Dev	N	Mean	Pct Rnk	N	Mean	Pct Rnk
Q9 This course was intellectually challenging.	0	0	0	1	1	3	6	11	6.3	7	7	.96	109	6.1	63	2K	5.8	65

Responses: [SD] Strongly Disagree=1 [0] 0=2 [0] 0=3 [0] 0=4 [0] 0=5 [0] 0=6 [SA] Strongly Agree=7
Pct Rnk: Percentile Rank (100 is best, calculated vs. precise Mean)

Q10 - Please explain or comment on the question above.

Response Rate: 36.36% (4 of 11)

- 1 Very
- 2 This course actually made me think about and discuss various aspects of Enlightenment ideals, rather than just hear them said like in high school.
- 3 The readings were complex and the discussion was always challenging and interesting.
- 4 I was constantly reevaluating what I thought I knew... which is perfect for the Enlightenment!



Course Questions
General Questions

HIS-309 - A												--- Survey Comparisons ---					
Responses						Course						HIST			All		
SD	0	0	0	0	0	SA	N	Mean	Med.	Mode	Std Dev	N	Mean	Pct Rnk	N	Mean	Pct Rnk

Q11 I made positive contributions to this course (for example, preparing for class, attending class regularly, participating in class discussions, and listening to others).

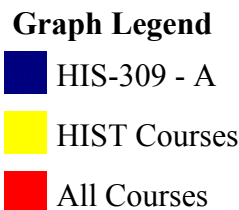
0	0	0	1	2	3	5	11	6.1	6	7	1	109	6.2	46	2K	6.2	37
---	---	---	---	---	---	---	----	-----	---	---	---	-----	-----	----	----	-----	----

Responses: [SD] Strongly Disagree=1 [0] 0=2 [0] 0=3 [0] 0=4 [0] 0=5 [0] 0=6 [SA] Strongly Agree=7
Pct Rnk: Percentile Rank (100 is best, calculated vs. precise Mean)

Q12 - Please explain or comment on the question above.

Response Rate: 27.27% (3 of 11)

- 1 I feel like I could have spoken up more in class, but I was too afraid of sounding dumb.
- 2 Had I been able to better understand the readings I believe that my contributions would have been more valuable.
- 3 Always



HIS-309 - A

--- Survey Comparisons ---

Course Questions
General Questions

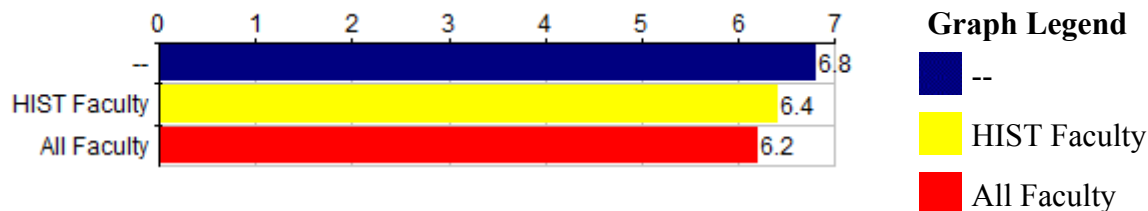
	Responses						Mean	Course Med.	Mode	Std Dev	N	--- Survey Comparisons ---				
	U	P	G	VG	E	N						HIST Mean	Pct Rnk	N	All Mean	Pct Rnk
Q13 Overall rating of the course.	0	0	1	3	7	11	4.5	5	5	.66	109	4.3	75	2K	4.0	74

Responses: [U] unsatisfactory=1 [P] poor=2 [G] good=3 [VG] very good=4 [E] excellent=5
Pct Rnk: Percentile Rank (100 is best, calculated vs. precise Mean)

Q14 - Please explain or comment on the question above.

Response Rate: 27.27% (3 of 11)

- 1 The course was interesting and challenging and I have learned more than I expected to.
- 2 I learned a lot! And the salon project is one of my favorites that I've done at Agnes. It's nice that it's a web site that I can have my family and friends look at. And I'm proud of it.
- 3 100%!



Instructor Questions
General Instructor Questions

	Responses						Individual N	Mean	Med.	Mode	Std Dev	--- Survey Comparisons ---						
	SD	0	0	0	0	0						SA	HIST Mean	Pct Rnk	All Mean	Pct Rnk		
Q15 The instructor defined the plan for the course, including what was required of students (for example, stated the plan for the course in the syllabus, in the class).	0	0	0	0	0	2	9	11	6.8	7	7	.39	109	6.4	50	2.1K	6.2	77

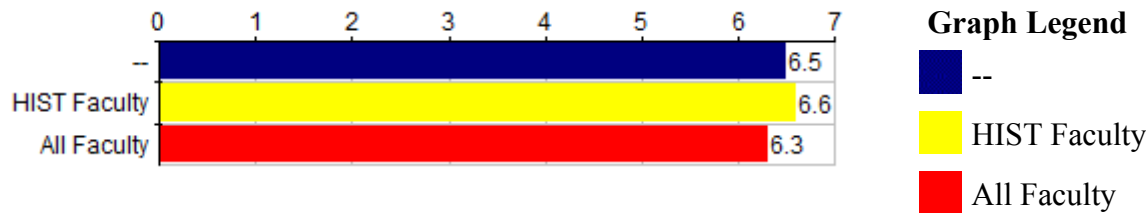
Responses: [SD] Strongly Disagree=1 [0] 0=2 [0] 0=3 [0] 0=4 [0] 0=5 [0] 0=6 [SA] Strongly Agree=7

Q16 - Please explain or comment on the question above.

Faculty: Manes, Yael

Response Rate: 27.27% (3 of 11)

- 1 The syllabus was clear and helpful.
- 2 Syllabus was updated to reflect any changes made as the semester progressed.
- 3 I also liked that the professor was flexible and open to changing the syllabus schedule when the need arose.



Instructor Questions	Responses										--- Survey Comparisons ---							
	General Instructor Questions					Individual					HIST				All			
	SD	0	0	0	0	0	SA	N	Mean	Med.	Mode	Std Dev	N	Mean	Pct Rnk	N	Mean	Pct Rnk
Q17 (for example, held office hours, responded to emails and other student efforts to contact the instructor).	0	0	0	1	0	2	8	11	6.5	7	7	.89	104	6.6	42	2K	6.3	54

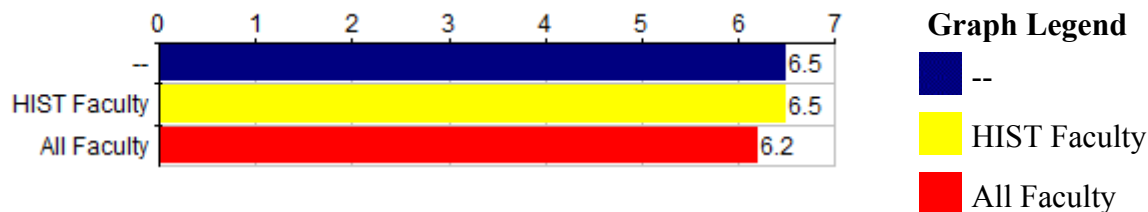
Responses: [SD] Strongly Disagree=1 [0] 0=2 [0] 0=3 [0] 0=4 [0] 0=5 [0] 0=6 [SA] Strongly Agree=7
 Pct Rnk: Percentile Rank (100 is best, calculated vs. precise Mean)

Q18 - Please explain or comment on the question above.

Faculty: Manes, Yael

Response Rate: 27.27% (3 of 11)

- 1 Very attentive in responses to emails.
- 2 Dr. Manes always made time to see me even if it was outside of her designated office hours.
- 3 Dr. Manes was very quick to respond to emails (if sent at a reasonable time of day) and very helpful during office hours.



Instructor Questions	--											--- Survey Comparisons ---						
	Responses					Individual						HIST			All			
General Instructor Questions	SD	0	0	0	0	0	SA	N	Mean	Med.	Mode	Std Dev	N	Mean	Pct Rnk	N	Mean	Pct Rnk
Q19 The instructor clarified material that required further explanation (for example, listened to questions, responded to students).	0	0	0	1	0	2	8	11	6.5	7	7	.89	108	6.5	46	2.1K	6.2	58

Responses: [SD] Strongly Disagree=1 [0] 0=2 [0] 0=3 [0] 0=4 [0] 0=5 [0] 0=6 [SA] Strongly Agree=7
 Pct Rnk: Percentile Rank (100 is best, calculated vs. precise Mean)

Q20 - Please explain or comment on the question above.

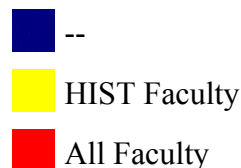
Faculty: Manes, Yael

Response Rate: 27.27% (3 of 11)

- 1 The instructor repeatedly invited students to her office hours and also further explained common questions and concerns during class.
- 2 No questions were too small.
- 3 Each class was spent in clarification and it was very helpful



Graph Legend



Instructor Questions
General Instructor Questions

	Responses					Individual					--- Survey Comparisons ---						
	SD	0	0	0	0	SA	N	Mean	Med.	Mode	Std Dev	N	Mean	Pct Rnk	N	Mean	Pct Rnk
Q21 The instructor treated students with respect.	0	0	0	0	2	9	11	6.8	7	7	.39	108	6.7	46	2.1K	6.5	59

Responses: [SD] Strongly Disagree=1 [0] 0=2 [0] 0=3 [0] 0=4 [0] 0=5 [0] 0=6 [SA] Strongly Agree=7
Pct Rnk: Percentile Rank (100 is best, calculated vs. precise Mean)

Q22 - Please explain or comment on the question above.

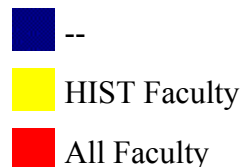
Faculty: Manes, Yael

Response Rate: 9.09% (1 of 11)

1 The classroom environment that Dr. Manes provided us with was comfortable and encouraging.



Graph Legend



Instructor Questions
General Instructor Questions

	Responses					Individual					--- Survey Comparisons ---				
	Std					HIST					All				
						Pct					Pct				

SD 0 0 0 0 0 SA N Mean Med. Mode Dev N Mean Rnk N Mean Rnk

Q23 The instructor clearly defined how assignments would be evaluated.

0 0 0 3 0 1 7 11 6.1 7 7 1.31 108 6.3 38 2.1K 6.0 43

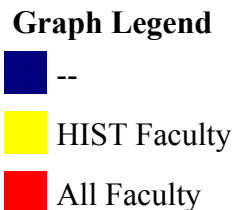
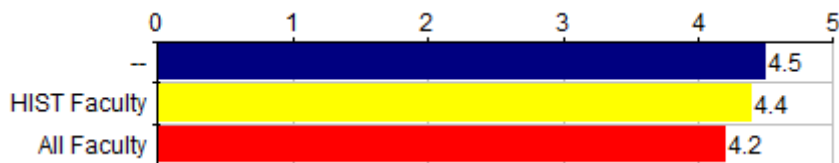
Responses: [SD] Strongly Disagree=1 [0] 0=2 [0] 0=3 [0] 0=4 [0] 0=5 [0] 0=6 [SA] Strongly Agree=7
Pct Rnk: Percentile Rank (100 is best, calculated vs. precise Mean)

Q24 - Please explain or comment on the question above.

Faculty: Manes, Yael

Response Rate: 27.27% (3 of 11)

- 1 Sometimes I feel like I need more instruction and clarification on the assignments.
- 2 I don't remember her ever saying how she was going to be grading assignments
- 3 Again, very clear syllabus.



Instructor Questions

General Instructor Questions

Q25 Overall rating of the teaching of the course.

	Responses						Individual					--- Survey Comparisons ---				
	U	P	G	VG	E	N	Mean	Med.	Mode	Std Dev	N	Mean	Pct Rnk	N	Mean	Pct Rnk
Q25 Overall rating of the teaching of the course.	0	0	1	3	7	11	4.5	5	5	.66	109	4.4	63	2.1K	4.2	64

Responses: [U] unsatisfactory=1 [P] poor=2 [G] good=3 [VG] very good=4 [E] excellent=5
Pct Rnk: Percentile Rank (100 is best, calculated vs. precise Mean)

Q26 - Please explain or comment on the question above.

Faculty: Manes, Yael

Response Rate: 18.18% (2 of 11)

- 1 I am so lucky to have been able to take my second course with Dr. Manes. She is such an intelligent woman and her classes are always challenging but very rewarding. The environment she provides in her classroom encourages students to develop skills such as: participation, analyzation, and experimentation.
- 2 Awesome course!