

**2012: Fall Semester Evaluations
12/FA 2012**

**Agnes Scott College
Agnes Scott**


Course: HIS-101 A - Eur, Middle Ages to Enlightenmen

Department: HIST

Responsible Faculty: Yael Manes

Responses / Expected: 15 / 23

Overall Mean:
5.8 Strong Disagreement to Strong Agree (134 responses)
4.4 unsatisfactory to excellent (30 responses)
1.4 Reason for taking course (14 responses)
1.3 Class year (15 responses)



Student Demographics

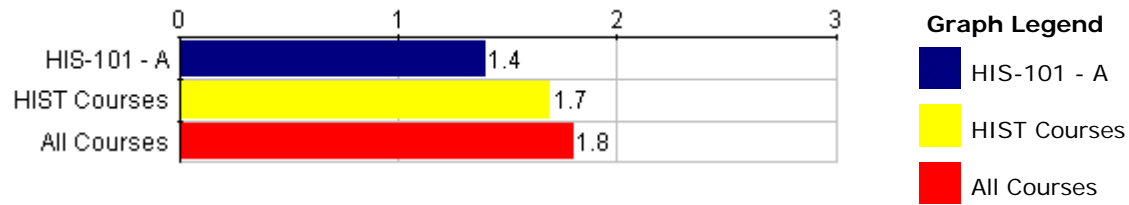
Student Year/Course Selection

Q1 What is your class year?

	HIS-101 - A											--- Comparisons ---			
	Responses						Course					HIST		All	
	[FY]	[S]	[J]	[S]	[M]	[P]	Med.	Mode	S.D.	N	Mean	Mean	Pct	Mean	Pct
	10	5	0	0	0	0	1	1	.47	15	1.3	2.6	9	2.5	13
Number of Courses / Survey Responses used for Comparisons:											12 / 124		239 / 2,058		
Responses: [FY] first year=1 [S] sophomore=2 [J] junior=3 [S] senior=4 [M] MAT=5 [P] PBPM=6 Pct = Percentile Rank (Higher is better)															

Q2 - If your class year is other, please specify.

Response Rate: No participants responded to this question. (0 of 15)



Student Demographics
Student Year/Course Selection

Q3 I took this course as:

	Responses			HIS-101 - A					--- Comparisons ---			
	[AD]	[AM]	[AE]	Med.	Mode	S.D.	N	Mean	HIST		All	
	11	1	2	1	1	.72	14	1.4	1.7	17	1.8	17
Number of Courses / Survey Responses used for Comparisons:									12 / 125		239 / 2,014	

Responses:

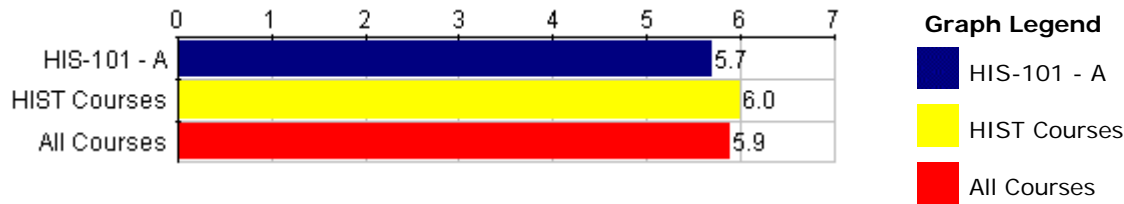
- [AD] a distributional requirement=1
- [AM] a major/minor requirement=2
- [AE] an elective=3

Pct = Percentile Rank (Higher is better)

Q4 - If the reason you took the course is other, please explain.

Response Rate: 6.67% (1 of 15)

- I enjoy history!



Course Questions
General Questions

Q5 There were aspects of the course that were especially effective in helping you learn.

HIS-101 - A											--- Comparisons ---				
Responses								Course			HIST		All		
[SD]	[B]	[C]	[D]	[E]	[F]	[SA]	Med.	Mode	S.D.	N	Mean	Mean	Pct	Mean	Pct
1	0	1	1	3	0	9	7	7	1.81	15	5.7	6	34	5.9	32

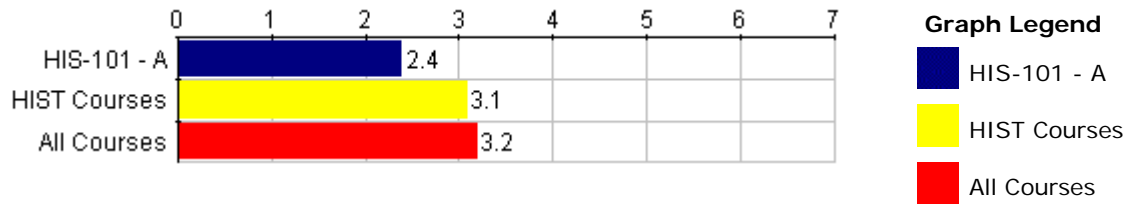
Number of Courses / Survey Responses used for Comparisons: 12 / 126 239 / 2,113

Responses: [SD] Strongly Disagree=1 [B] 0=2 [C] 0=3 [D] 0=4 [E] 0=5 [F] 0=6 [SA] Strongly Agree=7
Pct = Percentile Rank (Higher is better)

Q6 - Please explain or comment on the question above .

Response Rate: 46.67% (7 of 15)

- Obviously, the lecture style classroom does not leave a lot of room for effective learning techniques, YET I could not have felt like Dr. Manes did a better job of helping students to learn. The presentations and the blogs that were required kept the students actively involved in history and helped them to learn for themselves more about the subject which they were studying
- I enjoyed the lecture and discussions. They were very helpful.
- Too much material to cover over a span of one semester.
- I really enjoyed this course. Especially the online blog posting!
- The powerpoints were extremely helpful.
- Hearing Dr. Manes lecture every class was completely boring. History is one of those courses that if you do not make it interesting sometimes you lose the interest of the students. Dr. Manes should have had us watch videos or came in with different objects that we were talking about at the time to make the course more interesting.
- I really liked how we studied not only the history, but the historical significance.



Course Questions
General Questions

HIS-101 - A

--- Comparisons ---

	Responses							Course					--- Comparisons ---			
	[SD]	[B]	[C]	[D]	[E]	[F]	[SA]	Med.	Mode	S.D.	N	Mean	Mean	Pct	Mean	Pct
Q7 There were aspects of the course that were not effective in helping you learn.	6	3	2	2	0	0	1	2	1	1.67	14	2.4	3.1	42	3.2	30

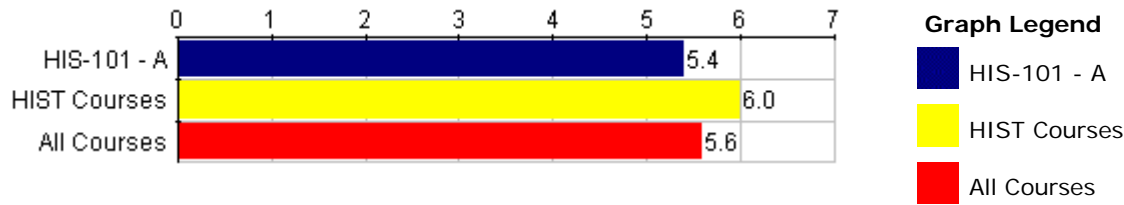
Number of Courses / Survey Responses used for Comparisons: 12 / 124 239 / 2,069

Responses: [SD] Strongly Disagree=1 [B] 0=2 [C] 0=3 [D] 0=4 [E] 0=5 [F] 0=6 [SA] Strongly Agree=7
Pct = Percentile Rank (Higher is better)

Q8 - Please explain or comment on the question above.

Response Rate: 40.00% (6 of 15)

- There were no aspects of this course that were ineffective in helping me learn
- The students were organized and the teacher was enthusiastic about the material which caused me to learn something new in every single lecture.
- No, I feel this class was very interesting.
- There wasn't any busy work involved.
- All of her lectures every single class just made me want to go to sleep. I did not learn anything all semester.
- There's nothing I can think of that was not useful.

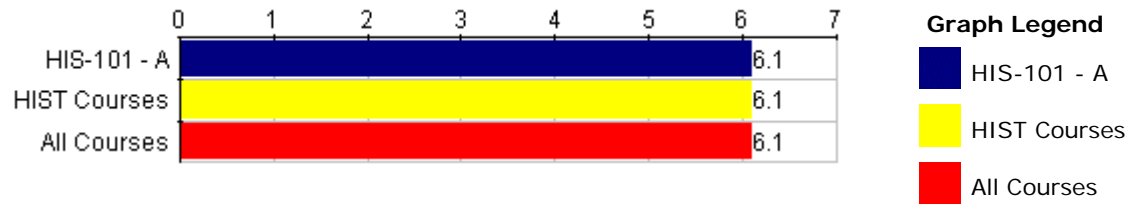


Course Questions General Questions	HIS-101 - A												--- Comparisons ---			
	Responses							Course					HIST		All	
	[SD]	[B]	[C]	[D]	[E]	[F]	[SA]	Med.	Mode	S.D.	N	Mean	Mean	Pct	Mean	Pct
Q9 This course was intellectually challenging.	0	2	0	1	3	5	4	6	6	1.58	15	5.4	6	34	5.6	34
Number of Courses / Survey Responses used for Comparisons:												12 / 126	239 / 2,090			
Responses: [SD] Strongly Disagree=1 [B] 0=2 [C] 0=3 [D] 0=4 [E] 0=5 [F] 0=6 [SA] Strongly Agree=7 Pct = Percentile Rank (Higher is better)																

Q10 - Please explain or comment on the question above.

Response Rate: 40.00% (6 of 15)

- The similarities that are seen now in comparison to history stimulates the intellect in addition to trying to understand why decisions were made they way that they were back in historical times.
- The course wasn't challenging, The content was challenging. As a student, you have to really read the work and understand the lectures to make any analysis.
- It was challenging because some of the stuff I hadn't learned in high-school. It seemed as if at times you'd have expected us to know some things.
- It was because it required a lot of writing and note taking.
- This course was not intellectually challenging. The challenging part was the fact that we had SO little grades in this class that it's kind of hard to make the grade that you truly want. Dr.Manes needs to have test or homework assignments so students have a better chance at getting the grade they deserve.
- This course made me reexamine certain things about the history of religion that I had not thought about before.



Course Questions
General Questions

	HIS-101 - A										--- Comparisons ---					
	Responses										Course		HIST		All	
	[SD]	[B]	[C]	[D]	[E]	[F]	[SA]	Med.	Mode	S.D.	N	Mean	Mean	Pct	Mean	Pct

Q11 I made positive contributions to this course (for example, preparing for class, attending class regularly, participating in class discussions, and listening to others).

	0	0	0	3	1	2	9	7	7	1.20	15	6.1	6.1	42	6.1	46
--	---	---	---	---	---	---	---	---	---	------	----	-----	-----	----	-----	----

Number of Courses / Survey Responses used for Comparisons: 12 / 127 239 / 2,107

Responses: [SD] Strongly Disagree=1 [B] 0=2 [C] 0=3 [D] 0=4 [E] 0=5 [F] 0=6 [SA] Strongly Agree=7
Pct = Percentile Rank (Higher is better)

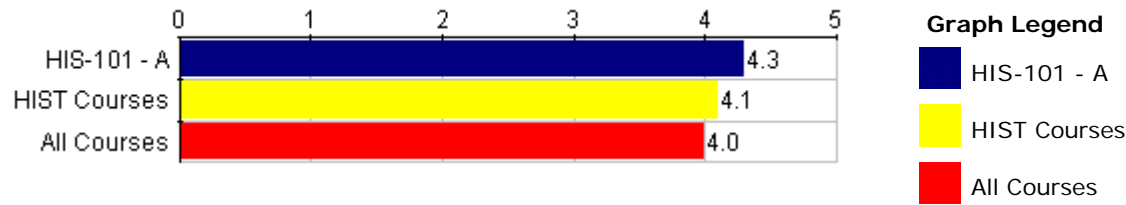
Q12 - Please explain or comment on the question above.

Response Rate: 40.00% (6 of 15)

- I prepared for classes and attended all classes that I was able to attend (1 unexcused absence), and I listened to others inside of the classroom.
- I am punctual and hardworking. I am very committed to any class that I choose or sadly get enrolled in.
- I did attend regularly and participated frequently and listened to others discussions during class.
- Outside readings and discussion was fun and engaging.

I was always prepared for class and read a head of time. What made me so mad about this course was the fact that Dr. Manes counts participating so heavily. We are in college honestly showing up should be our participation grade. Not everyone is open to participating and just because someone may be shy doesn't mean they deserve a bad participation grade that can and will in Dr. Manes class bring your grade down. This is not a foreign language course, it's a history class, at a 101 level at that. Dr. Manes either needs to lower the participation percentage or drop the participation grade in general and replace it with something else. It is so unfair! She has her favorites in the class and even at times that I would raise my hand and want to participate she would not call on me, but when I go to meet with her she tells me I'm going to get a bad participation grade. If it is obvious that a student is a hard-worker and has been doing everything else right in the class, they should not be punished because they do not raise their hand every class. It makes no sense and I really hated this class because of this issue. I am a hard worker and I probably won't get the grade I deserve in the class just because of a high participation grade percentage.

- I asked questions & attended every class.



Course Questions
General Questions

HIS-101 - A

--- Comparisons ---

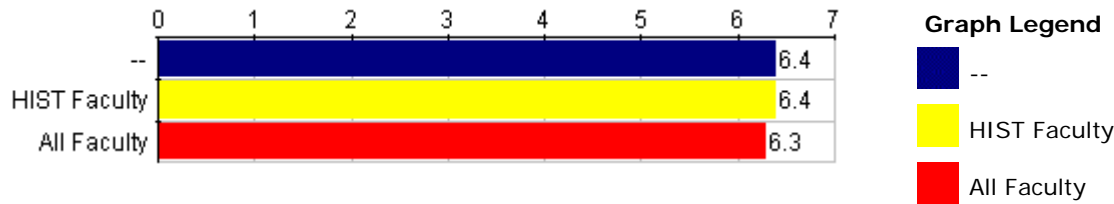
Course Questions	Responses					Course					--- Comparisons ---			
	[U]	[P]	[G]	[VG]	[E]	Med.	Mode	S.D.	N	Mean	HIST		All	
	0	1	2	3	9	5	5	.94	15	4.3	Mean	Pct	Mean	Pct
Q13 Overall rating of the course.	0	1	2	3	9	5	5	.94	15	4.3	4.1	67	4	57
Number of Courses / Survey Responses used for Comparisons:											12 / 127		239 / 2,112	

Responses: [U] unsatisfactory=1 [P] poor=2 [G] good=3 [VG] very good=4 [E] excellent=5
Pct = Percentile Rank (Higher is better)

Q14 - Please explain or comment on the question above.

Response Rate: 33.33% (5 of 15)

- This course was very enjoyable and I would recommend it to all students needing to meet a distributional or major/minor requirement.
- it was kind of boring but i usually hate history and managed to stay interested in the class
- I would love to take another history class with Professor Manes. She is very enthusiastic about the material she teaches.
- This was definitely a course worth taking.
- I recommended this course to others!



Instructor Questions

General Instructor Questions

--

--- Comparisons ---

	Responses							Individual				HIST		All		
	[SD]	[B]	[C]	[D]	[E]	[F]	[SA]	Med.	Mode	S.D.	N	Mean	Mean	Pct	Mean	Pct
Q15 The instructor defined the plan for the course, including what was required of students (for example, stated the plan for the course in the syllabus, in the class).	0	0	0	1	2	2	10	7	7	.95	15	6.4	6.4	42	6.3	40

Number of Individuals / Survey Responses used for Comparisons: 12 / 126 243 / 2,177

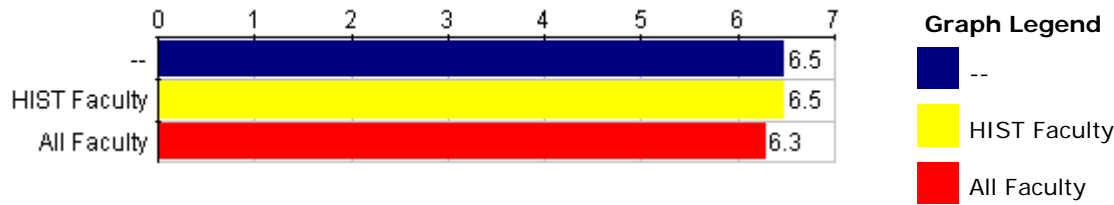
Responses: [SD] Strongly Disagree=1 [B] 0=2 [C] 0=3 [D] 0=4 [E] 0=5 [F] 0=6 [SA] Strongly Agree=7
Pct = Percentile Rank (Higher is better)

Q16 - Please explain or comment on the question above.

Faculty: Manes, Yael

Response Rate: 40.00% (6 of 15)

- Dr. Manes clearly defined the class and expectations for the class.
- Yes. Our syllabus was to the point. Professor Manes, periodically would remind us about deadlines and her expectations as well. She is so organized! She updates her class Moodle at least three times a week which is excellent.
- Unclear at times, we were behind on the syllabus but no mention of it in class. However, went through syllabus first week of classes.
- She was very helpful. She gave us a syllabus on the first day of class.
- Each week was laid out with the readings and explained the first meeting of class.
- She did a good job of laying out what she expected in the presentations and blogs.



Instructor Questions

General Instructor Questions

Q17 The instructor was available to students outside of class (for example, held office hours, responded to emails and other student efforts to contact the instructor).

		--							--- Comparisons ---								
		Responses							Individual				HIST		All		
		[SD]	[B]	[C]	[D]	[E]	[F]	[SA]	Med.	Mode	S.D.	N	Mean	Mean	Pct	Mean	Pct
		0	0	0	1	1	2	11	7	7	.88	15	6.5	6.5	42	6.3	52

Number of Individuals / Survey Responses used for Comparisons: 12 / 125 243 / 2,102

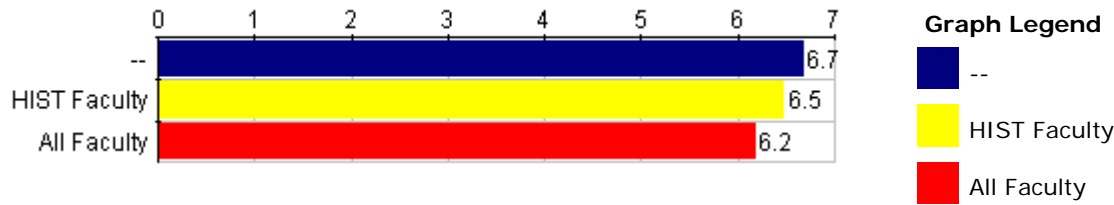
Responses: [SD] Strongly Disagree=1 [B] 0=2 [C] 0=3 [D] 0=4 [E] 0=5 [F] 0=6 [SA] Strongly Agree=7
Pct = Percentile Rank (Higher is better)

Q18 - Please explain or comment on the question above.

Faculty: Manes, Yael

Response Rate: 33.33% (5 of 15)

- She had office hours, responded to emails, answered questions after class, and was readily available when the student needed help.
- She was willing to see me anytime I had a concern.
- Great with email.
- She was very helpful and gave us her email address and office hours in case we ever needed her help.
- She was always willing to meet and help students outside of class.



Instructor Questions

General Instructor Questions

Q19 The instructor clarified material that required further explanation (for example, listened to questions, responded to students).

	Responses							Individual				--- Comparisons ---				
	[SD]	[B]	[C]	[D]	[E]	[F]	[SA]	Med.	Mode	S.D.	N	Mean	HIST Mean	HIST Pct	All Mean	All Pct
Q19	0	0	0	1	1	0	13	7	7	.87	15	6.7	6.5	59	6.2	64

Number of Individuals / Survey Responses used for Comparisons: 12 / 127 243 / 2,173

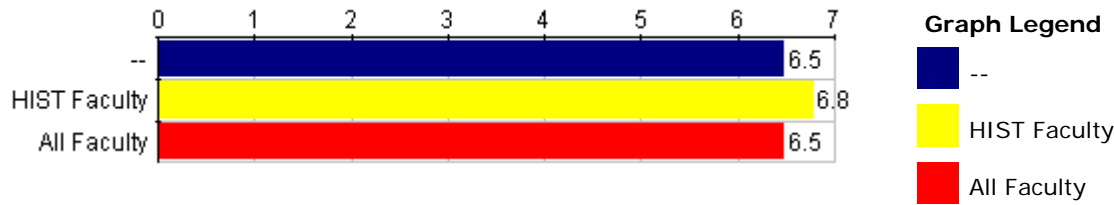
Responses: [SD] Strongly Disagree=1 [B] 0=2 [C] 0=3 [D] 0=4 [E] 0=5 [F] 0=6 [SA] Strongly Agree=7
 Pct = Percentile Rank (Higher is better)

Q20 - Please explain or comment on the question above.

Faculty: Manes, Yael

Response Rate: 40.00% (6 of 15)

- Even when pressed for time, she would answer questions and explain topics that were not fully understood. This showed me that Dr. Manes cared more about her students learning the material rather than just getting through all the material.
- Yes! The instructor addressed any questions asked by students. She also goes over any Primary Source we had to read for homework so that the students who might have struggled reading it would have a better understanding of the content.
- Good with clarification in class if students had concerns.
- She was very helpful and clear in her answers whenever we needed her assistance.
- Often times no further explanation was needed!!
- We could always ask her questions in and outside of class.



Instructor Questions

General Instructor Questions

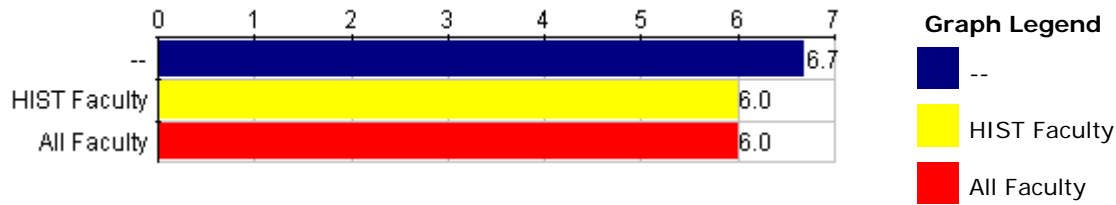
	Responses							Individual					--- Comparisons ---			
	[SD]	[B]	[C]	[D]	[E]	[F]	[SA]	Med.	Mode	S.D.	N	Mean	Mean	Pct	Mean	Pct
Q21 The instructor treated students with respect.	0	0	1	0	2	0	12	7	7	1.15	15	6.5	6.8	17	6.5	25
Number of Individuals / Survey Responses used for Comparisons:												12 / 125	243 / 2,174			
Responses: [SD] Strongly Disagree=1 [B] 0=2 [C] 0=3 [D] 0=4 [E] 0=5 [F] 0=6 [SA] Strongly Agree=7 Pct = Percentile Rank (Higher is better)																

Q22 - Please explain or comment on the question above.

Faculty: Manes, Yael

Response Rate: 33.33% (5 of 15)

- She showed great respect for the students and the opinions of the students
- She always smiles at every student. She's very sweet. I have never really seen her get upset or lose her temper.
- She was very respectful.
- It was very clear in the class that Dr. Manes had her favorites and this made me not like her even more. Even if a professor does have their favorites, try not to show it!
- She always valued our opinions, even if they were different from each other.



Instructor Questions

General Instructor Questions

Q23 The instructor clearly defined how assignments would be evaluated.

Responses		Individual				--- Comparisons ---									
[SD]	[B]	[C]	[D]	[E]	[F]	[SA]	Med.	Mode	S.D.	N	Mean	HIST Mean	HIST Pct	All Mean	All Pct
0	0	0	1	1	0	13	7	7	.87	15	6.7	6	84	6	76

Number of Individuals / Survey Responses used for Comparisons: 12 / 126 243 / 2,158

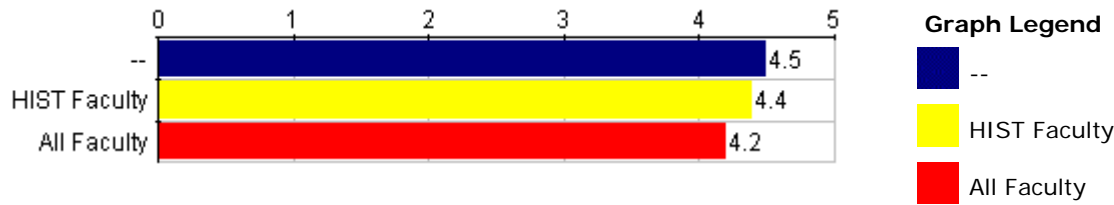
Responses: [SD] Strongly Disagree=1 [B] 0=2 [C] 0=3 [D] 0=4 [E] 0=5 [F] 0=6 [SA] Strongly Agree=7
Pct = Percentile Rank (Higher is better)

Q24 - Please explain or comment on the question above.

Faculty: Manes, Yael

Response Rate: 33.33% (5 of 15)

- Each assignment was clearly defined
- The instructor verbally states her expectations in class. She also uploads her rubric with expectations about each assignment.
- At times, unclear.
- She was very helpful.
- It was clear how the presentation was to be graded.



Instructor Questions

General Instructor Questions

Q25 Overall rating of the teaching of the course.

											--- Comparisons ---			
Responses					Individual						HIST		All	
[U]	[P]	[G]	[VG]	[E]	Med.	Mode	S.D.	N	Mean	Mean	Pct	Mean	Pct	
0	1	1	2	11	5	5	.88	15	4.5	4.4	67	4.2	62	
Number of Individuals / Survey Responses used for Comparisons:										12 / 127		243 / 2,183		
Responses: [U] unsatisfactory=1 [P] poor=2 [G] good=3 [VG] very good=4 [E] excellent=5 Pct = Percentile Rank (Higher is better)														

Q26 - Please explain or comment on the question above.

Faculty: Manes, Yael

Response Rate: 40.00% (6 of 15)

- I would recommend Dr. Manes as a professor to anyone
- The teaching style was excellent. I liked the format of lecture and discussion. With such a format, not only does the student get an opportunity to learn the material but address other issues as well.
- This was definitely a course worth taking.
- I recommended her other courses to friends! Great professor.
- I was very bored and uninterested in the course. We did nothing exciting that made me excited about what we were learning and it was dreadful to try to go to this class. Dr. Manes needs to really work hard to make this class more interesting because I wouldn't recommend anyone to take this course. She also needs to lower her participation percentage!
- I really enjoyed this course!

2012: Fall Semester Evaluations
12/FA 2012

Agnes Scott College
Agnes Scott


Merged Courses: HIS-343 A - Fam, Love & Marr, Premod Europ
 WS-343 A - Fam, Love & Marr, Premod Europ

Department: HIST

Responsible Faculty: Yael Manes

Responses / Expected: 8 / 9

Overall Mean:
 6.1 Strong Disagreement to Strong Agree (71 responses)
 4.8 unsatisfactory to excellent (16 responses)
 3.0 Class year (8 responses)
 2.1 Reason for taking course (8 responses)



Student Demographics

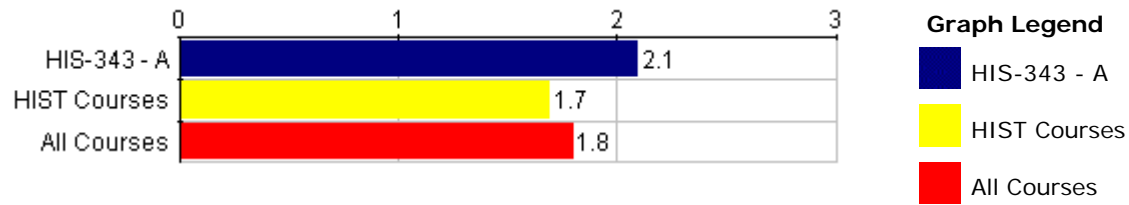
Student Year/Course Selection

Q1 What is your class year?

	HIS-343 - A							--- Comparisons ---							
	Responses							Course				HIST		All	
	[FY]	[S]	[J]	[S]	[M]	[P]	Med.	Mode	S.D.	N	Mean	Mean	Pct	Mean	Pct
Q1	0	1	6	1	0	0	3	3	.50	8	3	2.6	50	2.5	62
Number of Courses / Survey Responses used for Comparisons:												12 / 124		239 / 2,058	
Responses: [FY] first year=1 [S] sophomore=2 [J] junior=3 [S] senior=4 [M] MAT=5 [P] PBPM=6 Pct = Percentile Rank (Higher is better)															

Q2 - If your class year is other, please specify.

Response Rate: No participants responded to this question. (0 of 8)



Student Demographics
Student Year/Course Selection

HIS-343 - A

--- Comparisons ---

	Responses			Course					HIST		All	
	[AD]	[AM]	[AE]	Med.	Mode	S.D.	N	Mean	Mean	Pct	Mean	Pct
Q3 I took this course as:	1	5	2	2	2	.60	8	2.1	1.7	100	1.8	75
Number of Courses / Survey Responses used for Comparisons:									12 / 125		239 / 2,014	

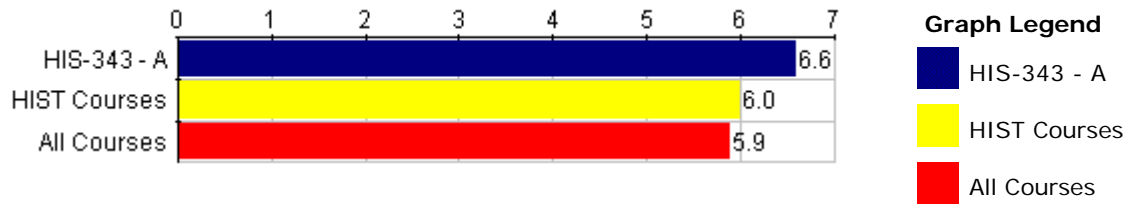
Responses:

- [AD] a distributional requirement=1
- [AM] a major/minor requirement=2
- [AE] an elective=3

Pct = Percentile Rank (Higher is better)

Q4 - If the reason you took the course is other, please explain.

Response Rate: No participants responded to this question. (0 of 8)



Course Questions
General Questions

Q5 There were aspects of the course that were especially effective in helping you learn.

HIS-343 - A											--- Comparisons ---				
Responses							Course				HIST		All		
[SD]	[B]	[C]	[D]	[E]	[F]	[SA]	Med.	Mode	S.D.	N	Mean	Mean	Pct	Mean	Pct
0	0	0	1	0	0	7	7	7	.99	8	6.6	6	100	5.9	80

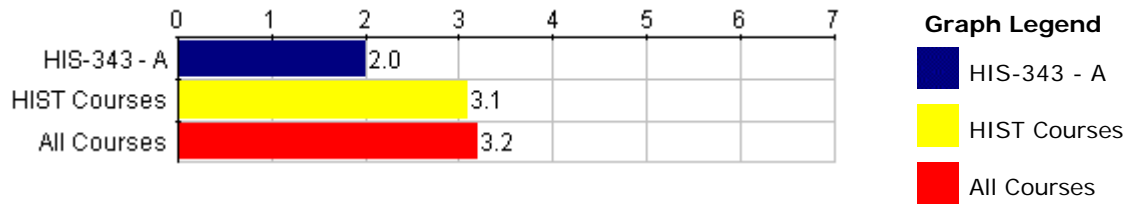
Number of Courses / Survey Responses used for Comparisons: 12 / 126 239 / 2,113

Responses: [SD] Strongly Disagree=1 [B] 0=2 [C] 0=3 [D] 0=4 [E] 0=5 [F] 0=6 [SA] Strongly Agree=7
Pct = Percentile Rank (Higher is better)

Q6 - Please explain or comment on the question above .

Response Rate: 75.00% (6 of 8)

- This course helped me learn how to read critically and analytically
- I did like the discussions that we did in class about what we read.
- The readings and class discussions were wonderful.
- The readings and discussion were great.
- The topics covered in the class were all very interested
- The selected material was excellent and I enjoyed when we looked at power point presentations of art pieces related to the material.



Course Questions
General Questions

HIS-343 - A

--- Comparisons ---

Course Questions	Responses							Course				--- Comparisons ---				
	[SD]	[B]	[C]	[D]	[E]	[F]	[SA]	Med.	Mode	S.D.	N	Mean	Mean	Pct	Mean	Pct
Q7 There were aspects of the course that were not effective in helping you learn.	6	0	1	0	0	0	1	1	1	2	8	2	3.1	9	3.2	18

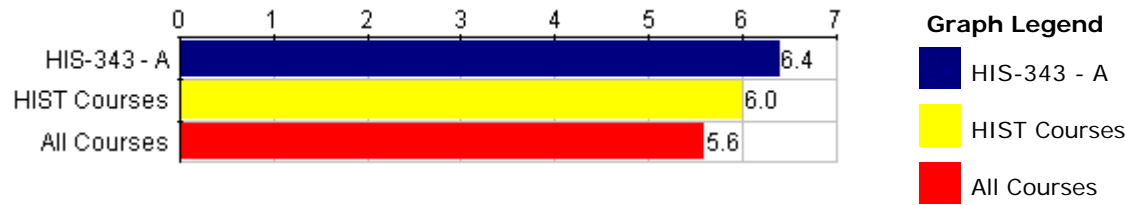
Number of Courses / Survey Responses used for Comparisons: 12 / 124 239 / 2,069

Responses: [SD] Strongly Disagree=1 [B] 0=2 [C] 0=3 [D] 0=4 [E] 0=5 [F] 0=6 [SA] Strongly Agree=7
Pct = Percentile Rank (Higher is better)

Q8 - Please explain or comment on the question above.

Response Rate: 37.50% (3 of 8)

- The number of articles that we had to read was to much.
- The class was wonderful. My only desire would be for the format of the class to change a little bit to keep things exciting. The class discussions were wonderful, but a video, or more paintings, would make the class even more dynamic.
- Everything you included seemed to be there for a reason.



Course Questions
General Questions

HIS-343 - A

--- Comparisons ---

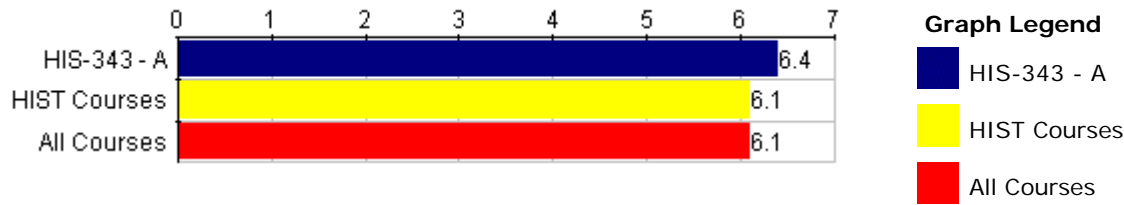
Course Questions	Responses							Course					HIST		All	
	[SD]	[B]	[C]	[D]	[E]	[F]	[SA]	Med.	Mode	S.D.	N	Mean	Mean	Pct	Mean	Pct
Q9 This course was intellectually challenging.	0	0	0	0	2	0	5	7	7	.90	7	6.4	6	75	5.6	76
Number of Courses / Survey Responses used for Comparisons:												12 / 126	239 / 2,090			

Responses: [SD] Strongly Disagree=1 [B] 0=2 [C] 0=3 [D] 0=4 [E] 0=5 [F] 0=6 [SA] Strongly Agree=7
Pct = Percentile Rank (Higher is better)

Q10 - Please explain or comment on the question above.

Response Rate: 62.50% (5 of 8)

- I learned a great deal of new information.
- The readings, discussion, and assignments were in-depth.
- Yes some of the reading.
- Very Challenging, but I enjoyed it.
- The reading material really required deep thought, analysis and imagination. I valued that she understood that and was patient and helped us along.



Course Questions
General Questions

HIS-343 - A											--- Comparisons ---				
Responses								Course			HIST		All		
[SD]	[B]	[C]	[D]	[E]	[F]	[SA]	Med.	Mode	S.D.	N	Mean	Mean	Pct	Mean	Pct

Q11 I made positive contributions to this course (for example, preparing for class, attending class regularly, participating in class discussions, and listening to others).	0	0	0	0	2	1	5	7	7	.86	8	6.4	6.1	67	6.1	65
---	---	---	---	---	---	---	---	---	---	-----	---	-----	-----	----	-----	----

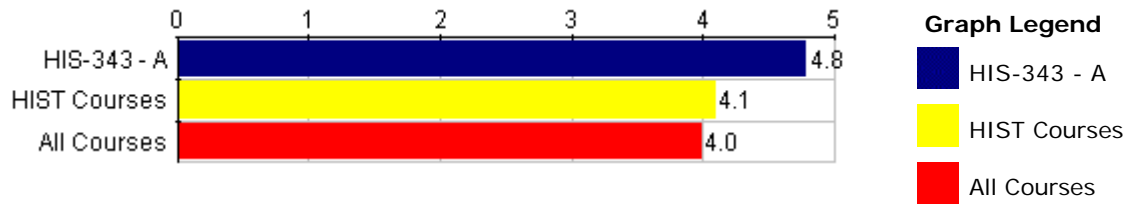
Number of Courses / Survey Responses used for Comparisons: 12 / 127 239 / 2,107

Responses: [SD] Strongly Disagree=1 [B] 0=2 [C] 0=3 [D] 0=4 [E] 0=5 [F] 0=6 [SA] Strongly Agree=7
Pct = Percentile Rank (Higher is better)

Q12 - Please explain or comment on the question above.

Response Rate: 25.00% (2 of 8)

- I was almost aggressive about talking because you made class participation a huge percentage of the grade.
- I took part in discussions, and presentation.

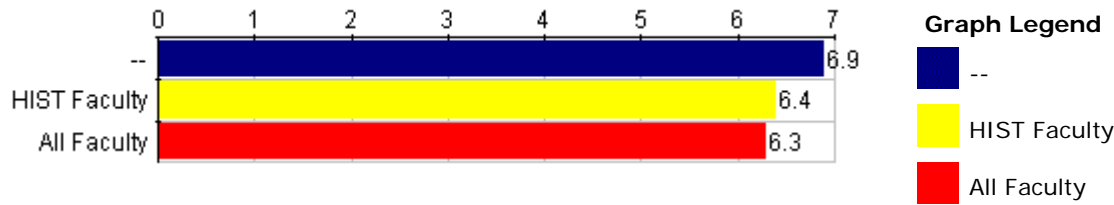


Course Questions	HIS-343 - A										--- Comparisons ---			
	Responses					Course					HIST		All	
General Questions	[U]	[P]	[G]	[VG]	[E]	Med.	Mode	S.D.	N	Mean	Mean	Pct	Mean	Pct
Q13 Overall rating of the course.	0	0	1	0	7	5	5	.66	8	4.8	4.1	92	4	86
Number of Courses / Survey Responses used for Comparisons:											12 / 127		239 / 2,112	
Responses: [U] unsatisfactory=1 [P] poor=2 [G] good=3 [VG] very good=4 [E] excellent=5 Pct = Percentile Rank (Higher is better)														

Q14 - Please explain or comment on the question above.

Response Rate: 50.00% (4 of 8)

- I think that the discussion are good, but the number of articles that we had to read was way too much and also confusing (some of them).
- Everything worked.
The topics are interested and Dr. Manes is very knowledgeable on the subjects. She provided clear explanation and clarity to things that the class did not understand.
- Just love the class and the way the professor conducted the class.
- I very much enjoyed this course and I feel that I learnt more than I could have ever imagined. I really came away with an appreciation that the definitions of love, marriage and family are fluid and challenging.



Instructor Questions

General Instructor Questions

Q15 The instructor defined the plan for the course, including what was required of students (for example, stated the plan for the course in the syllabus, in the class).

		--							--- Comparisons ---								
		Responses							Individual								
									HIST		All						
		[SD]	[B]	[C]	[D]	[E]	[F]	[SA]	Med.	Mode	S.D.	N	Mean	Mean	Pct	Mean	Pct

		0	0	0	0	0	1	7	7	7	.33	8	6.9	6.4	84	6.3	84
--	--	---	---	---	---	---	---	---	---	---	-----	---	-----	-----	----	-----	----

Number of Individuals / Survey Responses used for Comparisons: 12 / 126 243 / 2,177

Responses: [SD] Strongly Disagree=1 [B] 0=2 [C] 0=3 [D] 0=4 [E] 0=5 [F] 0=6 [SA] Strongly Agree=7
Pct = Percentile Rank (Higher is better)

Q16 - Please explain or comment on the question above.

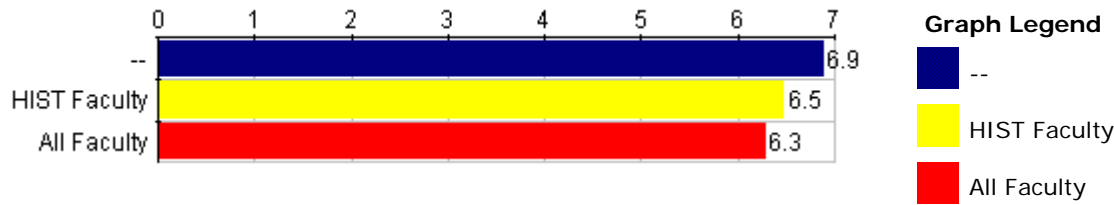
Faculty: Manes, Yael

Response Rate: 37.50% (3 of 8)

- Syllabus was excellent!

The one thing that bothered me was lack of any assignments throughout the semester. I hope I did well on that paper, but I have hardly given you any work. All professors have elements of structure and style they like and dislike. I worried about that all semester. It would have been nice to have some indication of progress along the way, either a midterm grade or a second graded assignment.

- At the beginning of the class she explained the requirements



Instructor Questions

General Instructor Questions

Q17 The instructor was available to students outside of class (for example, held office hours, responded to emails and other student efforts to contact the instructor).

		--							--- Comparisons ---								
		Responses							Individual								
		[SD]	[B]	[C]	[D]	[E]	[F]	[SA]	Med.	Mode	S.D.	N	Mean	HIST Mean	HIST Pct	All Mean	All Pct

		0	0	0	0	0	1	7	7	7	.33	8	6.9	6.5	84	6.3	81
--	--	---	---	---	---	---	---	---	---	---	-----	---	-----	-----	----	-----	----

Number of Individuals / Survey Responses used for Comparisons: 12 / 125 243 / 2,102

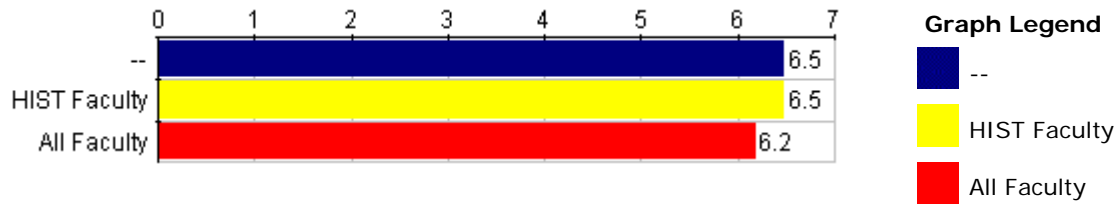
Responses: [SD] Strongly Disagree=1 [B] 0=2 [C] 0=3 [D] 0=4 [E] 0=5 [F] 0=6 [SA] Strongly Agree=7
 Pct = Percentile Rank (Higher is better)

Q18 - Please explain or comment on the question above.

Faculty: Manes, Yael

Response Rate: 50.00% (4 of 8)

- Always answered emails within a very timely manner.
- You were there when I needed you.
- Always available to answer and clarify areas that were not clear.
- Anytime I wanted to meet to have a discussion she always worked with me and made herself readily available.



Instructor Questions

General Instructor Questions

Q19 The instructor clarified material that required further explanation (for example, listened to questions, responded to students).

		--							--- Comparisons ---								
		Responses							Individual								
									HIST		All						
		[SD]	[B]	[C]	[D]	[E]	[F]	[SA]	Med.	Mode	S.D.	N	Mean	Mean	Pct	Mean	Pct

		0	0	0	1	0	1	6	7	7	1	8	6.5	6.5	50	6.2	55
--	--	---	---	---	---	---	---	---	---	---	---	---	-----	-----	----	-----	----

Number of Individuals / Survey Responses used for Comparisons: 12 / 127 243 / 2,173

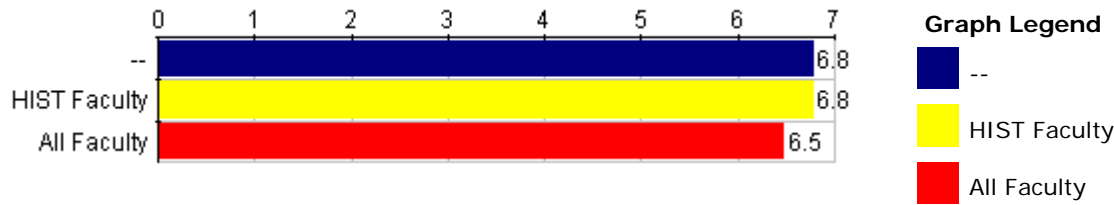
Responses: [SD] Strongly Disagree=1 [B] 0=2 [C] 0=3 [D] 0=4 [E] 0=5 [F] 0=6 [SA] Strongly Agree=7
Pct = Percentile Rank (Higher is better)

Q20 - Please explain or comment on the question above.

Faculty: Manes, Yael

Response Rate: 37.50% (3 of 8)

- You answered questions.
- Always
- She really engaged us in discussion.



Instructor Questions

General Instructor Questions

Q21 The instructor treated students with respect.

	Responses							Individual				--- Comparisons ---				
	[SD]	[B]	[C]	[D]	[E]	[F]	[SA]	Med.	Mode	S.D.	N	Mean	Mean	Pct	Mean	Pct
Q21	0	0	0	0	1	0	7	7	7	.66	8	6.8	6.8	50	6.5	48
Number of Individuals / Survey Responses used for Comparisons:												12 / 125		243 / 2,174		

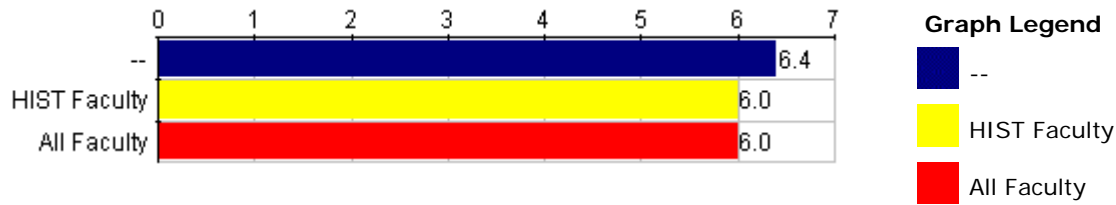
Responses: [SD] Strongly Disagree=1 [B] 0=2 [C] 0=3 [D] 0=4 [E] 0=5 [F] 0=6 [SA] Strongly Agree=7
Pct = Percentile Rank (Higher is better)

Q22 - Please explain or comment on the question above.

Faculty: Manes, Yael

Response Rate: 37.50% (3 of 8)

- She never made anyone feel dumb or unintelligent for asking questions.
- You did.
- Always



Instructor Questions

General Instructor Questions

Q23 The instructor clearly defined how assignments would be evaluated.

		--							--- Comparisons ---								
		Responses							Individual				HIST		All		
		[SD]	[B]	[C]	[D]	[E]	[F]	[SA]	Med.	Mode	S.D.	N	Mean	Mean	Pct	Mean	Pct
		0	0	0	0	2	1	5	7	7	.86	8	6.4	6	59	6	55

Number of Individuals / Survey Responses used for Comparisons: 12 / 126 243 / 2,158

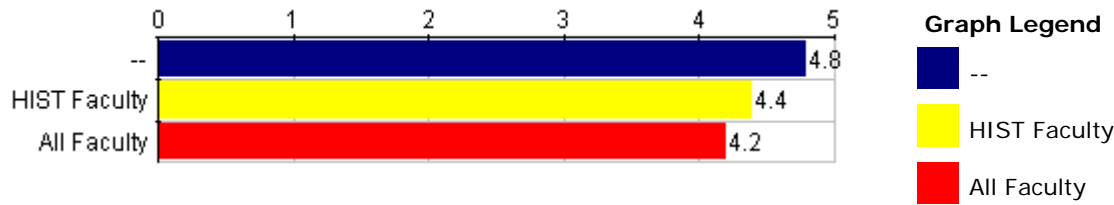
Responses: [SD] Strongly Disagree=1 [B] 0=2 [C] 0=3 [D] 0=4 [E] 0=5 [F] 0=6 [SA] Strongly Agree=7
Pct = Percentile Rank (Higher is better)

Q24 - Please explain or comment on the question above.

Faculty: Manes, Yael

Response Rate: 25.00% (2 of 8)

- Yes, but, again, we all have individual quirks. I would have liked to turn a second thing in that would come back marked up to gauge yours.
- She did at the beginning of the semester and through the semester.



Instructor Questions

General Instructor Questions

Q25 Overall rating of the teaching of the course.

											--- Comparisons ---				
											HIST		All		
Responses					Individual						Mean	Pct	Mean	Pct	
[U]	[P]	[G]	[VG]	[E]	Med.	Mode	S.D.	N	Mean						
0	0	0	2	6	5	5	.43	8	4.8			4.4	92	4.2	79
Number of Individuals / Survey Responses used for Comparisons:											12 / 127		243 / 2,183		
Responses: [U] unsatisfactory=1 [P] poor=2 [G] good=3 [VG] very good=4 [E] excellent=5 Pct = Percentile Rank (Higher is better)															

Q26 - Please explain or comment on the question above.

Faculty: Manes, Yael

Response Rate: 37.50% (3 of 8)

- It was hard and interesting. I enjoyed it.
- She made the readings interested, grate discussion and clarification on the readings.

The selected materials were outstanding. I also appreciate that she provided us a good balance in the amount of assigned readings and writing we had. The

- amount of writing was not overwhelming so I was able to give adequate attention to the readings and prepare for class discussions and hence take more away from the course.

**2012: Fall Semester Evaluations
12/FA 2012**

**Agnes Scott College
Agnes Scott**


Course: FYS-190 I - Mother/Womanhood Italian Ren

Department: FYS

Responsible Faculty: Yael Manes

Responses / Expected: 6 / 16

Overall Mean: **4.8** Strong Disagreement to Strong Agree (99 responses)
3.9 unsatisfactory to excellent (12 responses)
1.0 Class year (6 responses)
1.0 Reason for taking course (5 responses)



Student Demographics

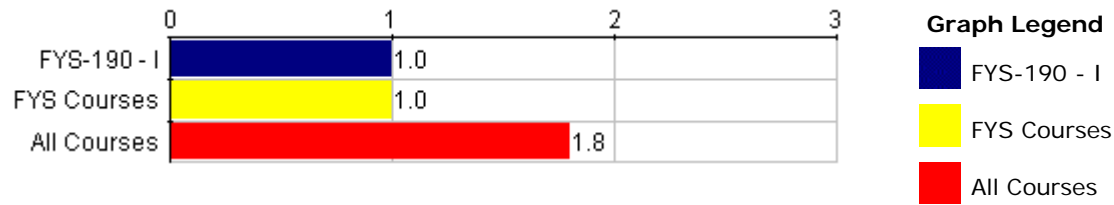
Student Year/Course Selection

Q1 What is your class year?

	FYS-190 - I											--- Comparisons ---			
	Responses						Course					FYS		All	
	[FY]	[S]	[J]	[S]	[M]	[P]	Med.	Mode	S.D.	N	Mean	Mean	Pct	Mean	Pct
Q1	6	0	0	0	0	0	1	1	0	6	1	1	8	2.5	1
Number of Courses / Survey Responses used for Comparisons:												14 / 123		239 / 2,058	
Responses: [FY] first year=1 [S] sophomore=2 [J] junior=3 [S] senior=4 [M] MAT=5 [P] PBPM=6 Pct = Percentile Rank (Higher is better)															

Q2 - If your class year is other, please specify.

Response Rate: No participants responded to this question. (0 of 6)



Student Demographics
Student Year/Course Selection

Q3 I took this course as:

Responses	FYS-190 - I					--- Comparisons ---						
	[AD]	[AM]	[AE]	Med.	Mode	S.D.	N	Mean	FYS		All	
	5	0	0	1	1	0	5	1	1	8	1.8	1
Number of Courses / Survey Responses used for Comparisons:									14 / 115		239 / 2,014	

Responses:

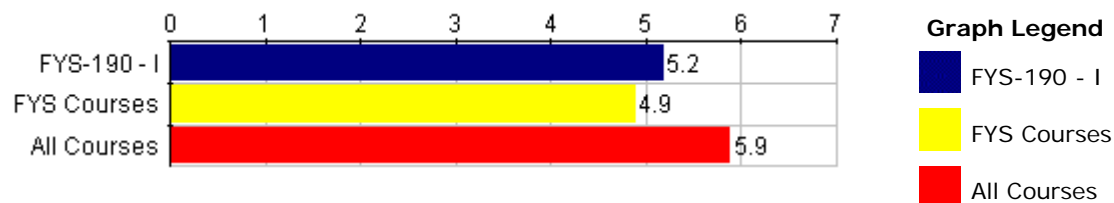
- [AD] a distributional requirement=1
- [AM] a major/minor requirement=2
- [AE] an elective=3

Pct = Percentile Rank (Higher is better)

Q4 - If the reason you took the course is other, please explain.

Response Rate: 16.67% (1 of 6)

- This was my First Year Seminar.



Course Questions
General Questions

Q5 There were aspects of the course that were especially effective in helping you learn.

FYS-190 - I											--- Comparisons ---				
Responses							Course				FYS		All		
[SD]	[B]	[C]	[D]	[E]	[F]	[SA]	Med.	Mode	S.D.	N	Mean	Mean	Pct	Mean	Pct
0	1	0	1	1	1	2	5.5	7	1.77	6	5.2	4.9	65	5.9	16

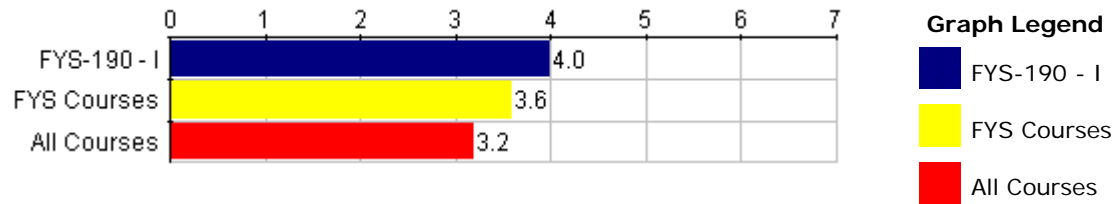
Number of Courses / Survey Responses used for Comparisons: 14 / 124 239 / 2,113

Responses: [SD] Strongly Disagree=1 [B] 0=2 [C] 0=3 [D] 0=4 [E] 0=5 [F] 0=6 [SA] Strongly Agree=7
Pct = Percentile Rank (Higher is better)

Q6 - Please explain or comment on the question above .

Response Rate: 50.00% (3 of 6)

- Having to write papers that were focused on things we had talked about in class really helped to cement the information into my head.
- Having a class with only other first-years gave me confidence to speak out in class.
- Writing my first papers for college in a safe environment with very constructive criticism and feedback from the instructor was one of the most effective things I experienced this semester.



Course Questions
General Questions

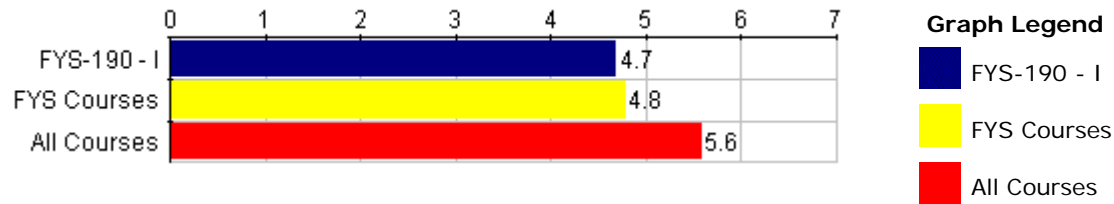
	FYS-190 - I											--- Comparisons ---				
	Responses							Course				FYS		All		
	[SD]	[B]	[C]	[D]	[E]	[F]	[SA]	Med.	Mode	S.D.	N	Mean	Mean	Pct	Mean	Pct
Q7 There were aspects of the course that were not effective in helping you learn.	0	1	1	2	1	1	0	4	4	1.29	6	4	3.6	65	3.2	78
Number of Courses / Survey Responses used for Comparisons:												14 / 119	239 / 2,069			
Responses: [SD] Strongly Disagree=1 [B] 0=2 [C] 0=3 [D] 0=4 [E] 0=5 [F] 0=6 [SA] Strongly Agree=7																
Pct = Percentile Rank (Higher is better)																

Q8 - Please explain or comment on the question above.

Response Rate: 50.00% (3 of 6)

- I felt that there was some discussion that wasn't very helpful or informed; it showed that the person speaking hadn't read the material.
- Overall, this class has been a positive learning experience.

Watching movies was less effective to our learning than critically reading primary sources. We learned some things from the movies, of course, but they did not seem as intellectually stimulating. However, since the movie watching happened during a period that was very busy with tests in other courses for most of us, the movies were a great way for us to work on FYS and still have time to study for other tests.



Course Questions
General Questions

FYS-190 - I

--- Comparisons ---

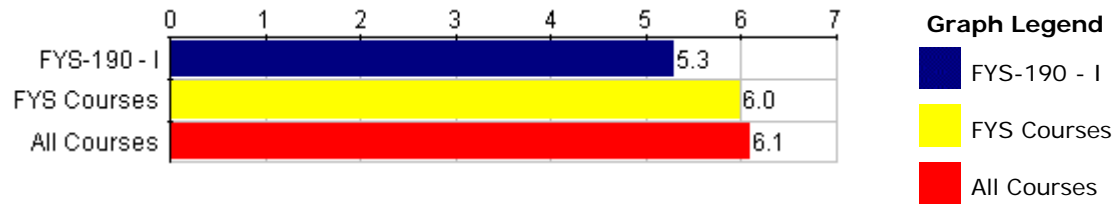
Course Questions	Responses							Course					FYS		All	
	[SD]	[B]	[C]	[D]	[E]	[F]	[SA]	Med.	Mode	S.D.	N	Mean	Mean	Pct	Mean	Pct
Q9 This course was intellectually challenging.	0	0	1	2	1	2	0	4.5	4,6	1.11	6	4.7	4.8	43	5.6	12
Number of Courses / Survey Responses used for Comparisons:												14 / 120		239 / 2,090		

Responses: [SD] Strongly Disagree=1 [B] 0=2 [C] 0=3 [D] 0=4 [E] 0=5 [F] 0=6 [SA] Strongly Agree=7
Pct = Percentile Rank (Higher is better)

Q10 - Please explain or comment on the question above.

Response Rate: 50.00% (3 of 6)

- I felt like I already knew how to write well, so that aspect wasn't challenging. However, all the practice on reading critically was very helpful and challenging.
- While it was on a topic I knew very little about, the whole aspect of writing a research paper was something I am already familiar with.
- The topic of the course was not really challenging, but certainly it was very interesting to learn about women in the Italian Renaissance.



Course Questions
General Questions

FYS-190 - I											--- Comparisons ---				
Responses							Course				FYS		All		
[SD]	[B]	[C]	[D]	[E]	[F]	[SA]	Med.	Mode	S.D.	N	Mean	Mean	Pct	Mean	Pct

Q11 I made positive contributions to this course (for example, preparing for class, attending class regularly, participating in class discussions, and listening to others).

0	1	0	1	1	0	3	6	7	1.89	6	5.3	6	8	6.1	5
---	---	---	---	---	---	---	---	---	------	---	-----	---	---	-----	---

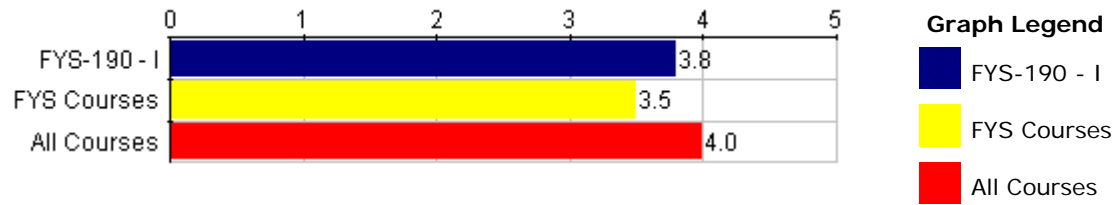
Number of Courses / Survey Responses used for Comparisons: 14 / 122 239 / 2,107

Responses: [SD] Strongly Disagree=1 [B] 0=2 [C] 0=3 [D] 0=4 [E] 0=5 [F] 0=6 [SA] Strongly Agree=7
Pct = Percentile Rank (Higher is better)

Q12 - Please explain or comment on the question above.

Response Rate: 33.33% (2 of 6)

- I never missed a class, always did the reading, and participated in the discussions.
- I always attended class and read all of the required readings.



Course Questions
General Questions

FYS-190 - I

--- Comparisons ---

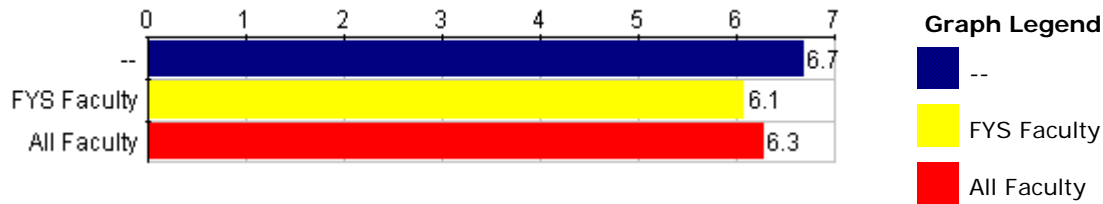
Course Questions	Responses					Course						--- Comparisons ---			
	[U]	[P]	[G]	[VG]	[E]	Med.	Mode	S.D.	N	Mean	Mean	Pct	Mean	Pct	
Q13 Overall rating of the course.	0	0	2	3	1	4	4	.69	6	3.8	3.5	72	4	25	
Number of Courses / Survey Responses used for Comparisons:											14 / 124		239 / 2,112		

Responses: [U] unsatisfactory=1 [P] poor=2 [G] good=3 [VG] very good=4 [E] excellent=5
Pct = Percentile Rank (Higher is better)

Q14 - Please explain or comment on the question above.

Response Rate: 33.33% (2 of 6)

- I enjoyed this course overall, the topic was very interesting and it was the FYS I had been hoping to get!
- I loved the topic and the whole premise behind having a class of all first-years, but it was not my favorite class.



Instructor Questions

General Instructor Questions

Q15 The instructor defined the plan for the course, including what was required of students (for example, stated the plan for the course in the syllabus, in the class).

		--							--- Comparisons ---								
		Responses							Individual								
									FYS		All						
		[SD]	[B]	[C]	[D]	[E]	[F]	[SA]	Med.	Mode	S.D.	N	Mean	Mean	Pct	Mean	Pct

		0	0	0	0	0	2	4	7	7	.47	6	6.7	6.1	79	6.3	61
--	--	---	---	---	---	---	---	---	---	---	-----	---	-----	-----	----	-----	----

Number of Individuals / Survey Responses used for Comparisons: 14 / 123 243 / 2,177

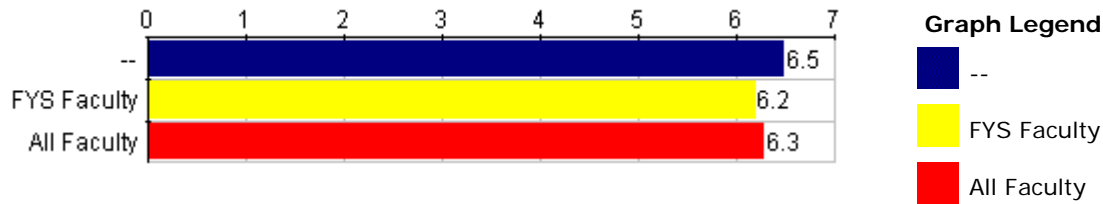
Responses: [SD] Strongly Disagree=1 [B] 0=2 [C] 0=3 [D] 0=4 [E] 0=5 [F] 0=6 [SA] Strongly Agree=7
 Pct = Percentile Rank (Higher is better)

Q16 - Please explain or comment on the question above.

Faculty: Manes, Yael

Response Rate: 50.00% (3 of 6)

- Dr. Manes explained this all very clearly both in class and in the syllabus.
- The syllabus was very clear.
- The instructor always explained exactly what was expected of the students. We knew exactly when our assignments were supposed to be due.



Instructor Questions

General Instructor Questions

Q17 The instructor was available to students outside of class (for example, held office hours, responded to emails and other student efforts to contact the instructor).

		--							--- Comparisons ---								
		Responses							Individual								
									FYS		All						
		[SD]	[B]	[C]	[D]	[E]	[F]	[SA]	Med.	Mode	S.D.	N	Mean	Mean	Pct	Mean	Pct

		0	0	0	0	1	1	4	7	7	.76	6	6.5	6.2	86	6.3	48
--	--	---	---	---	---	---	---	---	---	---	-----	---	-----	-----	----	-----	----

Number of Individuals / Survey Responses used for Comparisons: 14 / 121 243 / 2,102

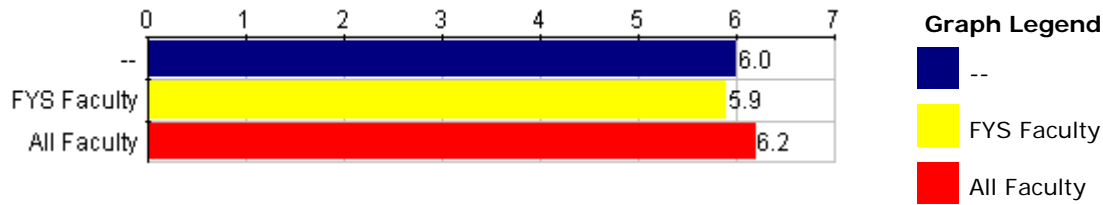
Responses: [SD] Strongly Disagree=1 [B] 0=2 [C] 0=3 [D] 0=4 [E] 0=5 [F] 0=6 [SA] Strongly Agree=7
 Pct = Percentile Rank (Higher is better)

Q18 - Please explain or comment on the question above.

Faculty: Manes, Yael

Response Rate: 50.00% (3 of 6)

- Whenever I emailed Dr. Manes with a question, she was always quick to respond.
- Every time I e-mailed her, the response was quick and answered all of my questions.
- The instructor was always extremely kind and always took the time to write back to my questions by email, even though she was very busy.



Instructor Questions

General Instructor Questions

Q19 The instructor clarified material that required further explanation (for example, listened to questions, responded to students).

											--- Comparisons ---				
											FYS		All		
											Mean	Pct	Mean	Pct	
[SD]	[B]	[C]	[D]	[E]	[F]	[SA]	Med.	Mode	S.D.	N	Mean	Mean	Pct	Mean	Pct

0 0 0 1 1 1 3 6.5 7 1.15 6 6 5.9 58 6.2 25

Number of Individuals / Survey Responses used for Comparisons: 14 / 124 243 / 2,173

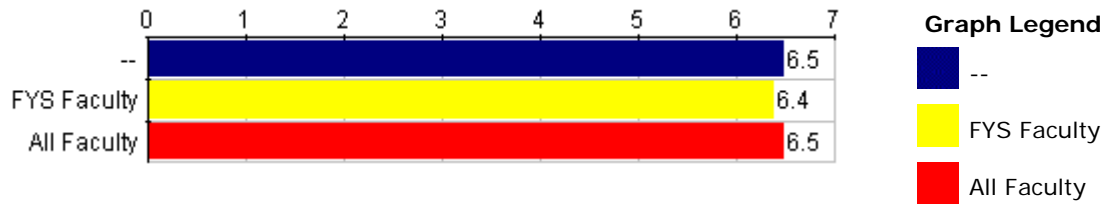
Responses: [SD] Strongly Disagree=1 [B] 0=2 [C] 0=3 [D] 0=4 [E] 0=5 [F] 0=6 [SA] Strongly Agree=7
Pct = Percentile Rank (Higher is better)

Q20 - Please explain or comment on the question above.

Faculty: Manes, Yael

Response Rate: 33.33% (2 of 6)

- Dr. Manes was willing to answer all of our questions, even if they weren't the brightest ones :)
- She did help answer questions, but a lot of the class was centered on giving us the materials necessary to answer the questions for ourselves.



Instructor Questions

General Instructor Questions

Q21 The instructor treated students with respect.

	Responses							Individual				--- Comparisons ---				
	[SD]	[B]	[C]	[D]	[E]	[F]	[SA]	Med.	Mode	S.D.	N	Mean	Mean	Pct	Mean	Pct
Q21	0	0	0	1	0	0	5	7	7	1.12	6	6.5	6.4	58	6.5	25
Number of Individuals / Survey Responses used for Comparisons:												14 / 122		243 / 2,174		

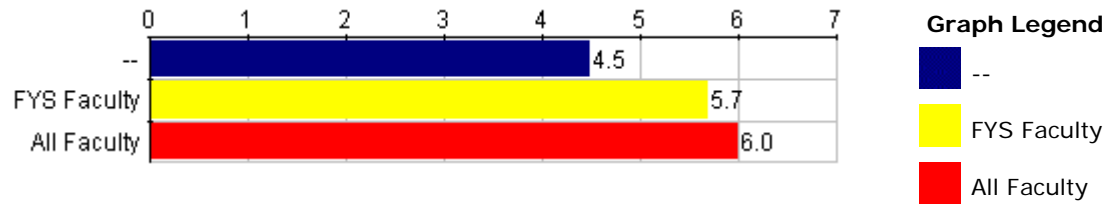
Responses: [SD] Strongly Disagree=1 [B] 0=2 [C] 0=3 [D] 0=4 [E] 0=5 [F] 0=6 [SA] Strongly Agree=7
Pct = Percentile Rank (Higher is better)

Q22 - Please explain or comment on the question above.

Faculty: Manes, Yael

Response Rate: 16.67% (1 of 6)

- The was never an incident when she did not show respect to the students in my class.



Instructor Questions

General Instructor Questions

Q23 The instructor clearly defined how assignments would be evaluated.

		--							--- Comparisons ---								
		Responses							Individual								
		[SD]	[B]	[C]	[D]	[E]	[F]	[SA]	Med.	Mode	S.D.	N	Mean	FYS Mean	FYS Pct	All Mean	All Pct
		0	0	0	3	3	0	0	4.5	4,5	.50	6	4.5	5.7	15	6	6

Number of Individuals / Survey Responses used for Comparisons: 14 / 122 243 / 2,158

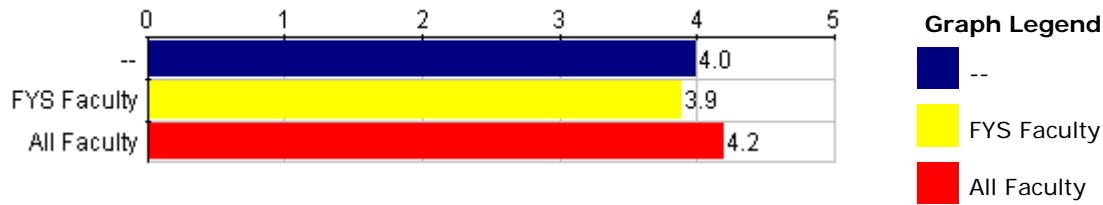
Responses: [SD] Strongly Disagree=1 [B] 0=2 [C] 0=3 [D] 0=4 [E] 0=5 [F] 0=6 [SA] Strongly Agree=7
Pct = Percentile Rank (Higher is better)

Q24 - Please explain or comment on the question above.

Faculty: Manes, Yael

Response Rate: 50.00% (3 of 6)

- For the first paper due, none of the students were quite sure what Dr. Manes was looking for in them. However, after that assignment, we knew how she graded things.
- She did mention a little bit about this, but she never told us specifically what points she was looking for and how they were divided into the total amount of our grade.
- Im not sure that I knew how my assignments would be evaluated, but as long as we followed her directions and put appropriate time and effort into our papers, the instructor was a very clear and fair grader.



Instructor Questions

General Instructor Questions

Q25 Overall rating of the teaching of the course.

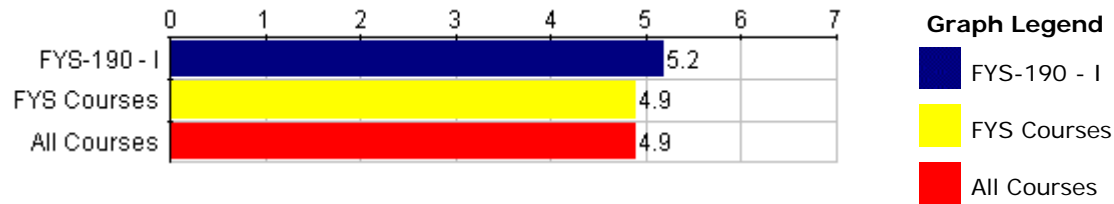
										--- Comparisons ---			
										FYS		All	
Responses					Individual								
[U]	[P]	[G]	[VG]	[E]	Med.	Mode	S.D.	N	Mean	Mean	Pct	Mean	Pct
0	0	2	2	2	4	3,4,5	.82	6	4	3.9	58	4.2	24
Number of Individuals / Survey Responses used for Comparisons:										14 / 124		243 / 2,183	
Responses: [U] unsatisfactory=1 [P] poor=2 [G] good=3 [VG] very good=4 [E] excellent=5 Pct = Percentile Rank (Higher is better)													

Q26 - Please explain or comment on the question above.

Faculty: Manes, Yael

Response Rate: 50.00% (3 of 6)

- I greatly enjoyed Dr. Manes' teaching (it didn't hurt that she has an awesome accent :) and I'm very glad that I was assigned to her FYS.
- The course was mainly "taught" by other students. Each student had a week where they would present the required reading. The professor would sometimes chime in with information, but she was not the one giving us the information.
- I really did like her teaching style, but there were some times during the semester when I wanted to do something other than reading an article.



First Year Seminar
Fall 2012 - FYS Questions

	FYS-190 - I							--- Comparisons ---								
	Responses							Course								
	[SD]	[B]	[C]	[D]	[E]	[F]	[SA]	Med.	Mode	S.D.	N	Mean	Mean	Pct	Mean	Pct

Q27 There were aspects of the course that were effective in helping you develop college-level thinking skills.

0	1	0	0	2	2	1	5.5	5,6	1.57	6	5.2	4.9	72	4.9	72
---	---	---	---	---	---	---	-----	-----	------	---	-----	-----	----	-----	----

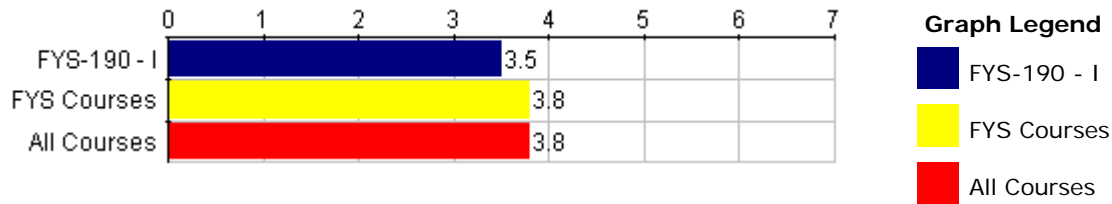
Number of Courses / Survey Responses used for Comparisons: 14 / 121 14 / 121

Responses: [SD] Strongly Disagree=1 [B] 0=2 [C] 0=3 [D] 0=4 [E] 0=5 [F] 0=6 [SA] Strongly Agree=7
Pct = Percentile Rank (Higher is better)

Q28 - Please explain or comment on the question above.

Response Rate: 50.00% (3 of 6)

- Learning to read critically and find an authors main thesis was the most effective aspect for me; I hadn't had much practice doing that before.
- We were all encouraged by the friendly atmosphere to participate in class discussions, which helped me feel like I could participate in my other classes.
- This course was moderately helpful in developing thinking skills. Actually, Im not truly convinced it helped my thinking skills. Instead, it was extremely, extremely effective in developing my writing confidence and skills.



First Year Seminar
Fall 2012 - FYS Questions

	FYS-190 - I							--- Comparisons ---								
	Responses							Course				FYS		All		
	[SD]	[B]	[C]	[D]	[E]	[F]	[SA]	Med.	Mode	S.D.	N	Mean	Mean	Pct	Mean	Pct

Q29 There were aspects of the course that were not effective in helping you develop college-level thinking skills. 1 2 0 1 0 2 0 3 2,6 1.98 **6** **3.5** **3.8** 50 **3.8** 50

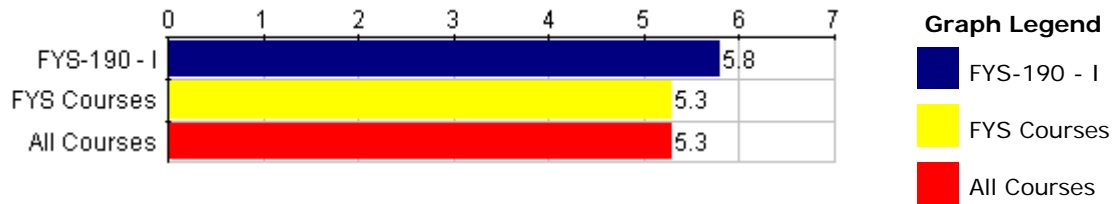
Number of Courses / Survey Responses used for Comparisons: 14 / 118 14 / 118

Responses: [SD] Strongly Disagree=1 [B] 0=2 [C] 0=3 [D] 0=4 [E] 0=5 [F] 0=6 [SA] Strongly Agree=7
Pct = Percentile Rank (Higher is better)

Q30 - Please explain or comment on the question above.

Response Rate: 50.00% (3 of 6)

- Some of the other girls in the FYS seemed to make silly comments, which didn't produce good discussion.
- I can't think of anything necessarily.
- Again, the emphasis was on writing, not thinking. We did focus on how to think, but I feel that we could have taken critical thinking to the next level in our classes.



First Year Seminar
Fall 2012 - FYS Questions

Q31 There were aspects of the course that were effective in helping you develop skills of oral communication.

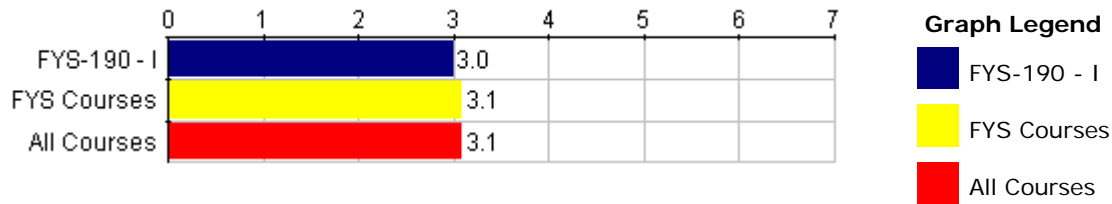
FYS-190 - I											--- Comparisons ---				
Responses							Course				FYS		All		
[SD]	[B]	[C]	[D]	[E]	[F]	[SA]	Med.	Mode	S.D.	N	Mean	Mean	Pct	Mean	Pct
0	1	0	0	1	0	4	7	7	1.86	6	5.8	5.3	79	5.3	79
Number of Courses / Survey Responses used for Comparisons:											14 / 121		14 / 121		

Responses: [SD] Strongly Disagree=1 [B] 0=2 [C] 0=3 [D] 0=4 [E] 0=5 [F] 0=6 [SA] Strongly Agree=7
Pct = Percentile Rank (Higher is better)

Q32 - Please explain or comment on the question above.

Response Rate: 50.00% (3 of 6)

- Having to participate in discussions and having to present one of the readings both helped me feel more comfortable speaking before my classmates.
- The oral presentation and, I will say this again, the class discussions really helped my communication skills.
- FYS was a safe introductory environment in which I became confident in speaking in a classroom and with a professor.



First Year Seminar
Fall 2012 - FYS Questions

	FYS-190 - I							--- Comparisons ---								
	Responses							Course				FYS		All		
	[SD]	[B]	[C]	[D]	[E]	[F]	[SA]	Med.	Mode	S.D.	N	Mean	Mean	Pct	Mean	Pct

Q33 There were aspects of the course that were not effective in helping you develop skills of oral communication.

	2	1	0	0	1	1	0	2	1	2.10	5	3	3.1	43	3.1	43
--	---	---	---	---	---	---	---	---	---	------	---	---	-----	----	-----	----

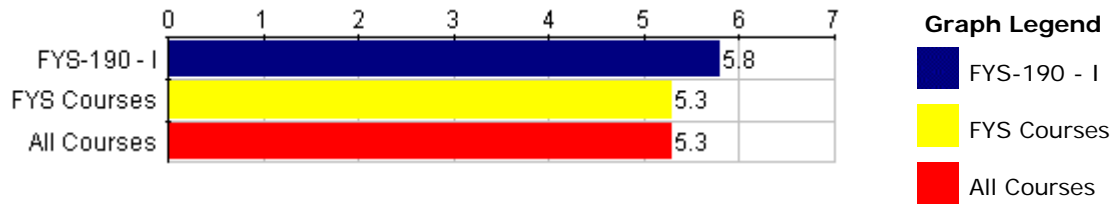
Number of Courses / Survey Responses used for Comparisons: 14 / 116 14 / 116

Responses: [SD] Strongly Disagree=1 [B] 0=2 [C] 0=3 [D] 0=4 [E] 0=5 [F] 0=6 [SA] Strongly Agree=7
Pct = Percentile Rank (Higher is better)

Q34 - Please explain or comment on the question above.

Response Rate: 16.67% (1 of 6)

- Making everyone do an oral presentation was a good idea, but not everyone spoke up in class discussions.



First Year Seminar
Fall 2012 - FYS Questions

Q35 There were aspects of the course that were effective in helping you develop writing skills.

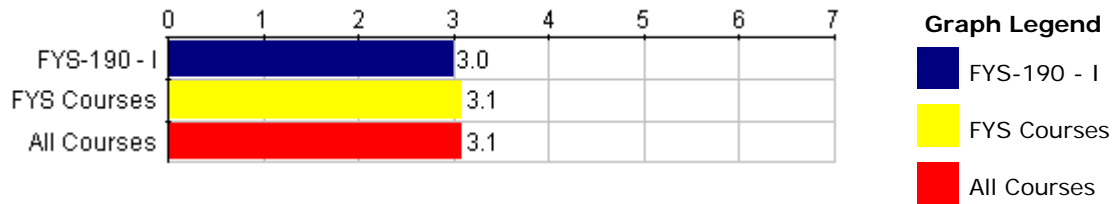
FYS-190 - I											--- Comparisons ---				
Responses							Course				FYS		All		
[SD]	[B]	[C]	[D]	[E]	[F]	[SA]	Med.	Mode	S.D.	N	Mean	Mean	Pct	Mean	Pct
0	1	0	0	1	0	4	7	7	1.86	6	5.8	5.3	86	5.3	86
Number of Courses / Survey Responses used for Comparisons:											14 / 119		14 / 119		

Responses: [SD] Strongly Disagree=1 [B] 0=2 [C] 0=3 [D] 0=4 [E] 0=5 [F] 0=6 [SA] Strongly Agree=7
Pct = Percentile Rank (Higher is better)

Q36 - Please explain or comment on the question above.

Response Rate: 50.00% (3 of 6)

- This course was excellent in allowing me to see the difference between highschool-level writing and college-level writing, while still taking into account that I'm a freshman and haven't had this experience before.
- I was already used to writing long research papers, but some of the activities we did and the fact that our paper was broken down into easier steps really helped me.
- This course was exactly what I needed to boost and tweak my writing skills for college.



First Year Seminar
Fall 2012 - FYS Questions

	FYS-190 - I							--- Comparisons ---								
	Responses							Course				FYS		All		
	[SD]	[B]	[C]	[D]	[E]	[F]	[SA]	Med.	Mode	S.D.	N	Mean	Mean	Pct	Mean	Pct

Q37 There were aspects of the course that were not effective in helping you develop writing skills?

2	1	0	0	1	1	0	2	1	2.10	5	3	3.1	58	3.1	58
---	---	---	---	---	---	---	---	---	------	---	---	-----	----	-----	----


Number of Courses / Survey Responses used for Comparisons: 14 / 114 14 / 114

Responses: [SD] Strongly Disagree=1 [B] 0=2 [C] 0=3 [D] 0=4 [E] 0=5 [F] 0=6 [SA] Strongly Agree=7
Pct = Percentile Rank (Higher is better)

Q38 - Please explain or comment on the question above.

Response Rate: 16.67% (1 of 6)

- I can't think of anything.



First Year Seminar
Fall 2012 - FYS Questions

	FYS-190 - I							--- Comparisons ---								
	Responses							Course				FYS		All		
	[SD]	[B]	[C]	[D]	[E]	[F]	[SA]	Med.	Mode	S.D.	N	Mean	Mean	Pct	Mean	Pct
Q39 Did the plenary sessions help you reflect on your process of telling your own story?	4	1	0	0	1	0	0	1	1	1.46	6	1.8	3	15	3	15

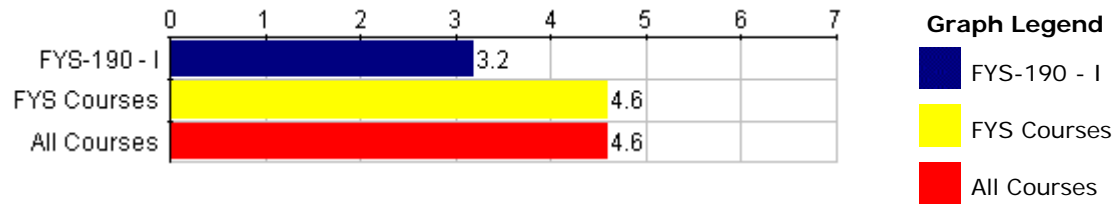
Number of Courses / Survey Responses used for Comparisons: 14 / 117 14 / 117

Responses: [SD] Strongly Disagree=1 [B] 0=2 [C] 0=3 [D] 0=4 [E] 0=5 [F] 0=6 [SA] Strongly Agree=7
Pct = Percentile Rank (Higher is better)

Q40 - Please explain or comment on the question above.

Response Rate: 33.33% (2 of 6)

- I didn't like the plenary sessions; I thought they were a waste of time because every student has a different experience at school and different learning styles. I didn't find the plenary sessions helpful at all.
- I really liked the plenary session where the alumnae talked about their experiences in and out of college. The other sessions were good, but I did not get as much out of them.



First Year Seminar
Fall 2012 - FYS Questions

	FYS-190 - I							--- Comparisons ---								
	Responses							Course				FYS		All		
	[SD]	[B]	[C]	[D]	[E]	[F]	[SA]	Med.	Mode	S.D.	N	Mean	Mean	Pct	Mean	Pct

Q41 Living near your fellow FYS students affected your experience of and performance in the course.

2	0	1	1	0	0	1	3	1	2.23	5	3.2	4.6	15	4.6	15
---	---	---	---	---	---	---	---	---	------	---	-----	-----	----	-----	----

Number of Courses / Survey Responses used for Comparisons: 14 / 118 14 / 118

Responses: [SD] Strongly Disagree=1 [B] 0=2 [C] 0=3 [D] 0=4 [E] 0=5 [F] 0=6 [SA] Strongly Agree=7
Pct = Percentile Rank (Higher is better)

Q42 - Please explain or comment on the statement above.

Response Rate: 33.33% (2 of 6)

- I'm a commuter student.
- I loved getting to know my classmates outside of class. Also, I felt more comfortable during class discussions because I knew the other girls well.